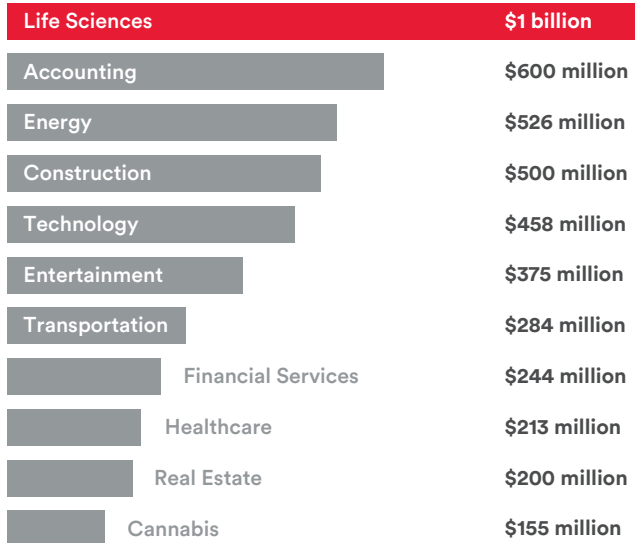
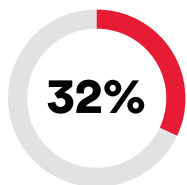


# 11,553 Total Number of Cases Filed in 2023

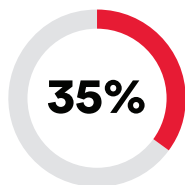
## LARGEST CLAIM AMOUNTS BY INDUSTRY AMOUNT



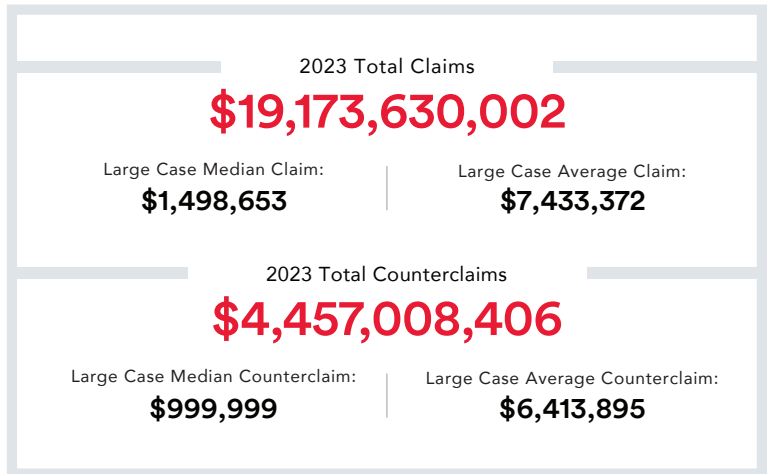
## COMMITMENT TO DIVERSITY



DIVERSE ROSTER



DIVERSE APPOINTMENTS



## EMERGENCY MOTIONS FILED WITH THE AAA-ICDR IN 2023

**112**

# of applications for Emergency Measure of Protection filed

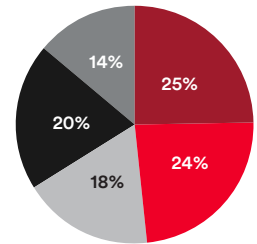
**106**

# resolved

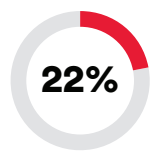
**6**

# pending as of 1/31/24

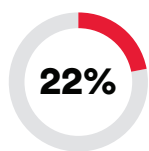
- Denied
- Granted
- Granted in Part
- Settled
- Withdrawn



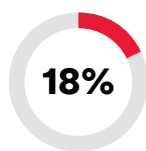
## CHANGES IN CASELOAD BY INDUSTRY



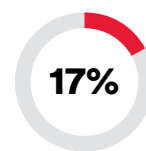
Healthcare



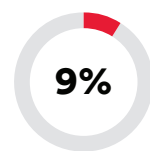
Technology



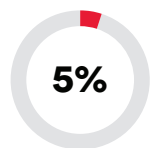
Energy



Construction



Commercial Real Estate



Financial Services



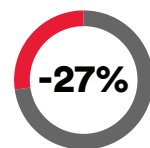
Hospitality/Travel



Aerospace/National Defense



Life Sciences



Telecommunications