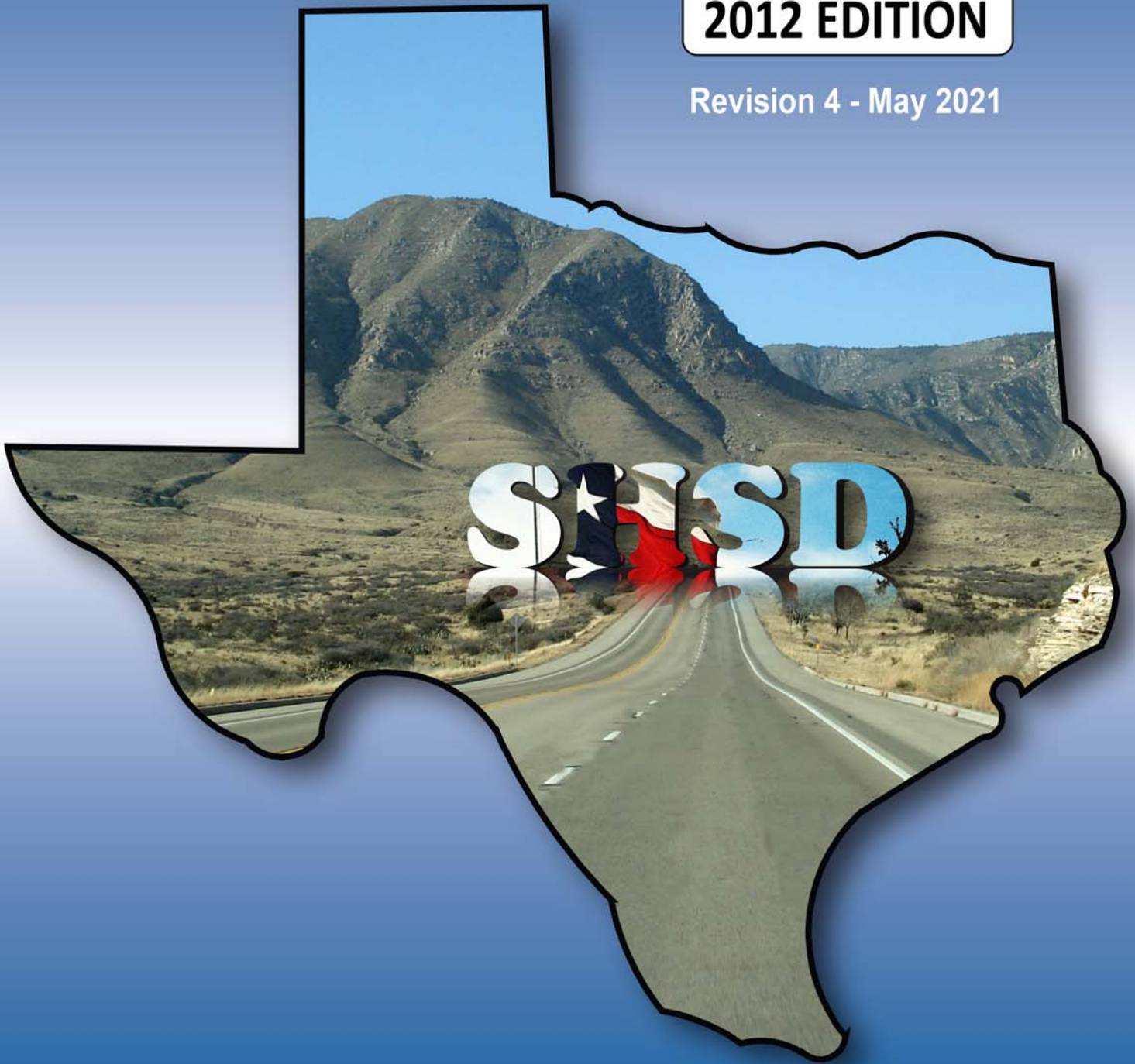


Standard Highway Sign Designs for Texas

2012 EDITION

Revision 4 - May 2021



(This page left intentionally blank)

PREFACE

Detailed drawings of the Standard Highway Signs for Texas prescribed or provided for in the Texas Manual on Uniform Traffic Control Devices (TMUTCD), have been prepared by the Texas Department of Transportation, for use by all traffic authorities, agencies, jurisdictions and persons involved with the fabrication, installation and maintenance of traffic signs on streets and highways in the State of Texas.

These drawings are presented in English measure design units and are provided to promote uniformity in design. “Uniformity in design includes shape, color, dimensions, legends and reflectorization. This manual shows many typical signs approved for use on streets and highways. All symbols shall be unmistakably similar to those shown and where a word message is applicable, the wording shall be as herein provided unless alternative wording is optional. Most standard symbols are oriented facing left; however, this does not preclude further improvement by minor changes in the proportion of the symbols, width of borders, or layout of word messages, but all shapes and colors shall be as indicated.”

An attempt has been made to provide uniformity of specific design details between two or more different types of signs having approximate sizes. Additionally, details for arrows and other items have been standardized as much as possible to facilitate fabrication of the signs and for uniformity.

For word messages, the spacing between individual character combinations can be adjusted visually to attain the most satisfying balance. Where spacing between individual letters has been reduced or increased the dimension is noted.

For symbol messages, the overall height and width of the symbol and its placement on the sign is shown. The exact detail of the symbol is shown on a grid. Any symbol may be enlarged to any size if done proportionally. The grid is provided as a reference to ensure the proportional relationship(s) remain correct.

The Standard Highway Signs book prescribes design details for up to five different sizes depending on the type of traffic facility including bikeways. Smaller sizes are designed to be used on bikeways and some other off-road applications. Larger sizes are designed for use on freeways, expressways, and can also be used to enhance road user safety and convenience on other facilities, especially on multilane divided highways and on undivided highways having five or more lanes of traffic and/or high speeds.

The intermediate sizes are designed to be used on two-lane, three-lane and four-lane highways that have low speeds and volumes.

The sign sizes are found in the appropriate sections of the Texas Manual on Uniform Traffic Control Devices <https://www.txdot.gov>. The decision to use the most appropriate sign sizes is the responsibility of the street or transportation agency or engineer having authority over the traffic facility. Larger traffic signs are needed for two reasons. The driving population is aging with reduced visual acuity requiring larger sign legends for the signs to be read. There has been an increase in traffic volumes and multi-lane roadways dictating larger and more effective signing for conspicuity and legibility.

Revisions

2008 Edition, Revision 1 - August 2008

Added	R1-2c
Removed	R4-2bT, R4-2cT
Revised	R20-3
Added	W8-16T
Added	W12-2T
Added	M6-1T
Added	D3-3a, D3-3b
Revised	D7-2
Added	D15-1, D15-2
Revised	I-2e
Added	I-2f, I-2g, I-2h
Added	I-14T
Added	S7-1
Revised	Folding Sign Hinge Detail
Added	R90-11, R90-12
Added	E90-11
Added	Object Marker Details (OM1, OM2, OM-3, and OM4 series)
Added	Vertical Panel Details (12x24, 12x36, 8x24 and 18x24)

2009 Edition

Added	R2-1 with red border
Added	R3-16T
Added	R3-17a & R3-17b
Added	R3-20L(R, F)
Added	R8-3TK
Added	Use Low Beam
Added	Weight Limits signs
Added	Livestock Inspection
Added	Truck Route JCT
Revised	R19-4
Added	R19-10Ta & R19-10Tb
Added	No Swimming
Added	No Trespassing
Added	Source Water
Added	Firearms Prohibited
Added	Firearms Penalty
Added	W10-5p
Added	Duck Crossing
Added	Watch for Pelicans
Added	Pelican Crossing
Added	Emergency Vehicles
Added	Slow Moving Vehicles
Added	Trail Crossing Diamond
Added	Trail Crossing Rectangle
Added	W17-2
Added	Accident Ahead
Added	Hitchhikers May be Inmates
Added	Low Aircraft
Revised	M1-6F and M1-6R
Revised	D12-4T
Revised	I-2g
Added	D-48T, 49T, 50T, 51T
Added	Lights On
Added	Lights On w/ plaque
Added	Welcome to Texas

Replace	CW21-1a with CW21-1aT
Added	Inmate Work Program
Added	Inmate Work Plaque
Added	Power Lines
Added	Inmate Work Criminal Justice
Revised	R90-1 and R90-2
Added	R90-2a
Removed	R90-3 and R90-4
Revised	R90-5 and R90-6
Added	R90-10
Revised	Sign Border Specifications
Revised	Horizontal Rectangle Sign blanks

2009 Edition, Revision 1

Removed	18"x24" R10-19T, 30"x42" and 36"x54" remain
Added	36"x36" W10-6
Added	S7-1T

2010 Edition

Added	48"x20" R1-5b
Added	R10-16
Revised	I-2eR(L,B), I-2e45R(L), I-2eS
Removed	I-2f
Added	SW16-7pL(R) and SW16-9p
Revised	S7-1T
Revised	Fractions in Appendix

2010 Edition, Revision 1 (January)

Added	E90-12
-------	--------

2010 Edition, Revision 2 (February)

Removed	R13-1, R13-1a and R13-1b
Removed	W20-1, W20-1a, W20-2 and W20-2a
Removed	D8-1, D8-1a, D8-1b, D8-1c, D8-2, D8-2T and D8-3
Added	R13-1T and R13-2T
Added	W13-6
Added	D8-1T, D8-1aT, D8-1bT, D8-2T and D8-2aT Added

2010 Edition, Revision 3 (December)

Section 1 - Regulatory Signs

Added	R3-8U - added size 30x36 (overhead mount)- pg. 1-43
Added	R10-17T - pg. 1-179
Added	R19-11T - pg. 1-
Modified	Firearms Prohibited - added note - pg. 1-251
Modified	Firearms Penalty - dimensions and note - pg. 1-252 & 1-253

Section 2 - Warning Signs

Modified	Emergency Vehicles - changed dimension - pg. 2-113
----------	--

Section 3 - Guide / Marker Signs

Modified	M1-6L (S,B) - added 4 digits - pg. 3-10
Modified	M1-6P - added 2 digits - pg. 3-11

Modified	D1-(1-3) - added note - pg. 3-44 thru 3-48
Modified	D2-(1-3) - added note - pg. 3-53 thru 3-54
Modified	D3-1 - changed overhead - pg. 3-57
Modified	D7-1 - changed to upper & lower case - pg. 3-71
Modified	D7-2- changed to upper & lower case - pg. 3-71
Modified	D7-3- changed to upper & lower case - pg. 3-72
Modified	D7-5L(R) - changed arrow placement / added note - pg. 3-73
Modified	D9-17- changed radius - pg. 3-105
Modified	I-2eR(L) changed arrow dimension - pg. 3-129
Added	I-2eB - dual arrow - pg. 3-129
Added	I-2eTRL-dual county road - pg. 3-130
Added	I-2gB - dual arrow for county road - pg. 3-132
Added	I-15TR(L) State Representative/Senator - pg. 3-147
Modified	Texas Trail Signs - designated sign nomenclature/added note - pg. 163
Modified	Wildlife Trail Signs -added note - pg. 3-165 thru 3-168
Added	VA-1TR(L) - pg. 3-171
Added	VA-2TR(L) - pg. 3-171

Section 3a - Freeway Guide Signs

Added	E5-2f - pg. 3F-13
Added	E5-2g - pg. 3F-13
Modified	E13-1 - and added size 48x18 pg. 3F-23
Added	EVA-3T - pg. 3F-31
Added	EVA-4T - pg. 3F-31

Section 4 - Construction








Modified	CW21-6D added size 48x48 - pg. 4-30
Clarified	CW21-10b - pg. 4-35
Clarified	CW21-10c - pg. 4-36
Clarified	CW21-10d - pg. 4-36

Section 5 - School / Emergency Signs

Added	EM-1T (36Dia) - pg. 5-1
-------	-------------------------

Section 9 - Pavement Markings

Added/	
Modified	Pg. 16 thru 19

REMOVED SIGNS - 2010 Edition, Revision 3 (December)						
						
D7-5aR(L)	D9-4T	D9-4a	D9-4b	D9-4c	D9-4d	Texas Wildflower Trail

2012 EDITION

Section 1 - Regulatory Signs

Modified	R1-1, moved sign dimension 24x24 to Section 8 - Construction Signs
Modified	R1-2, removed sign dimensions 24x24x24, 42x42x42
Modified	R1-2a, changed to R1-2bTP
Modified	R1-2b, changed to R1-2aP, added sign dimension 24x18; changed sign dimension 36x24 to 36x30
Modified	R1-2c, changed to R1-2cTP
Removed	R1-3, <i>4-WAY</i>
Modified	R1-4 changed to R1-3P; removed sign dimension 24x9
Modified	R1-5L (R), removed sign dimensions 18x18, 30x30
Modified	R1-5aL (R), removed sign dimensions 18x24, 30x42
Removed	R1-5b, <i>CROSS TRAFFIC DOES NOT STOP</i>
Modified	R1-6, changed background to yellow; optional background is fluorescent yellow-green
Added	R1-9, <i>STATE LAW YIELD TO PEDESTRIANS</i>
Added	R1-10P, <i>EXCEPT RIGHT TURN (plaque)</i>
Modified	R2-1, added sign dimension 30x36
Modified	R2-1 with border, changed to R2-1T; replaced <i>SPEED LIMIT</i> sign dimension 24x30 with 30x36
Removed	R2-2, <i>TRUCKS XX</i>
Removed	R2-2a, <i>TRUCK SPEED LIMIT XX</i>
Removed	R2-3, <i>NIGHT XX</i>
Modified	R2-4, changed to R2-4P
Modified	R2-4TC, changed to R2-4cT; removed the night speed limit; replaced sign dimension 318x96 with 180x84
Added	R2-5aP, <i>CITYWIDE (plaque)</i>
Added	R2-5bP, <i>NEIGHBORHOOD (plaque)</i>
Added	R2-5cP, <i>RESIDENTIAL (plaque)</i>
Added	R2-5P, <i>UNLESS OTHERWISE POSTED (plaque)</i>
Removed	R2-6, <i>FINES HIGHER</i>
Removed	R2-6a, <i>FINES DOUBLE</i>
Removed	R2-6c, <i>\$150 FINE</i>
Modified	R3-1, removed sign dimension 30X30
Modified	R3-1a, added sign dimension 30x36
Modified	R3-2, removed sign dimension 30X30
Modified	R3-2a, added sign dimension 30x36
Modified	R3-4, removed sign dimension 30X30
Removed	R3-4a, <i>NO U TURN</i>
Modified	R3-5b, changed to R3-5bP
Modified	R3-5c, changed to R3-5cP
Modified	R3-5d, changed to R3-5dP
Modified	R3-5e, changed to R3-5eP
Modified	R3-5f, changed to R3-5fP
Modified	R3-5g, changed to R3-5gP
Modified	R3-7R and R3-7L, added sign dimension 36x36
Modified	REGULATORY DISTANCE PLAQUES, changed to R3-5hTP; updated sign detail
Modified	R3-8c, changed to R3-8cT

Modified	R3-8U, changed to R3-8uT
Modified	R3-9a, changed to R3-9a (Overhead)
Modified	R3-9b, changed to R3-9b (Post-Mounted)
Modified	REGULATORY PLAQUE "AHEAD", refer to R3-17aP sign detail
Modified	REGULATORY PLAQUE "BEGIN", changed to R3-9cP; corrected 48x16 to 48x18
Modified	REGULATORY PLAQUE "END", changed to R3-9dP; corrected 48x16 to 48x18
Modified	REGULATORY PLAQUE "ENDS", refer to R3-17bP sign detail
Modified	R3-9d to R3-9e; replaced sign dimension 48x30 with 108x48
Modified	R3-9f, added sign dimensions 30x42, 36x54; removed sign dimension 24x36
Modified	R3-9g, changed street name to upper/lower case
Modified	R3-9h, changed street name to upper/lower case
Moved	R3-10 to Section 6 - Preferential and Managed Lane Signs
Moved	R3-10a to Section 6 - Preferential and Managed Lane Signs
Moved	R3-10b to Section 6 - Preferential and Managed Lane Signs
Moved	R3-11 to Section 6 - Preferential and Managed Lane Signs
Moved	R3-11a to Section 6 - Preferential and Managed Lane Signs
Moved	R3-11b to Section 6 - Preferential and Managed Lane Signs
Moved	R3-11c to Section 6 - Preferential and Managed Lane Signs
Moved	R3-12 to Section 6 - Preferential and Managed Lane Signs
Moved	R3-12a to Section 6 - Preferential and Managed Lane Signs
Moved	R3-12b to Section 6 - Preferential and Managed Lane Signs
Moved	R3-13 to Section 6 - Preferential and Managed Lane Signs
Moved	R3-13a to Section 6 - Preferential and Managed Lane Signs
Moved	R3-14 to Section 6 - Preferential and Managed Lane Signs
Moved	R3-14b to Section 6 - Preferential and Managed Lane Signs
Moved	R3-15 to Section 6 - Preferential and Managed Lane Signs
Moved	R3-15a to Section 6 - Preferential and Managed Lane Signs
Moved	R3-16T to Section 6 - Preferential and Managed Lane Signs
Modified	R3-17, added sign dimension 24x18
Modified	R3-17a, changed to R3-17aP; added sign dimensions 24x8, 36x12, 48x18
Modified	R3-17b, changed to R3-7bP; added sign dimensions 24x8, 36x12, 48x18
Added	R3-18, <i>No U-Turn/No Left Turn</i>
Added	R3-20, <i>BEGIN LEFT (RIGHT) TURN LANE</i>
Modified	R3-20L, changed to R3-33aTL
Modified	R3-20R, changed to R3-33aTR
Modified	R3-20LF, changed to R3-33bTL; added R3-33bTR
Modified	R3-21R, changed to R3-33TR
Modified	R3-21L, changed to R3-33TL
Modified	R3-22, changed to R3-33cT
Added	R3-23, <i>ALL TURNS FROM RIGHT LANE</i>
Added	R3-23a, <i>U TURN FROM RIGHT LANE</i>
Added	R3-24, <i>ALL TURNS</i>
Added	R3-24a, <i>U AND LEFT TURNS</i>
Added	R3-24b, <i>U TURN</i>
Added	R3-25, <i>ALL TURNS</i>
Added	R3-25a, <i>U AND LEFT TURNS</i>
Added	R3-25b, <i>U TURN</i>
Added	R3-26, <i>U AND LEFT TURNS</i>
Added	R3-26a, <i>U TURN</i>

Added	R3-27, <i>No Straight Through</i>
Added	R3-33R (L), <i>RIGHT (LEFT) LANE MUST EXIT</i>
Modified	R4-1, added sign dimension 12x18
Modified	R4-2, added sign dimension 12x18
Modified	R4-2a, changed to R4-2aT
Modified	R4-3, added sign dimensions 12x18, 18x24
Modified	R4-3a, changed to R4-17; changed sign dimension 36x30 to 36x48; added sign dimensions 18x24, 24x30, 48x60
Modified	R4-3b, changed to R4-3bT
Removed	R4-3c, <i>DO NOT CHANGE LANES</i>
Removed	R4-3d, <i>SHOULDER LANE USE OK</i>
Removed	R4-5, <i>TRUCKS USE RIGHT LANE</i>
Modified	R4-5a, changed to R4-5aT
Modified	R4-5b, changed to R4-5bT
Modified	R4-5c, changed to R4-5cT
Removed	R4-6, <i>TRUCK LANE 500 FEET</i>
Modified	R4-7, added sign dimension 12x18
Added	R4-7c, <i>Narrow Keep Right</i>
Added	R4-8c, <i>Narrow Keep Left</i>
Added	R4-11, <i>(Bicycle) MAY USE FULL LANE</i>
Added	R4-12, <i>SLOW VEHICLES WITH 5 OR MORE FOLLOWING VEHICLES MUST USE TURN-OUT</i>
Added	R4-13, <i>SLOW VEHICLES MUST USE TURN-OUT AHEAD</i>
Added	R4-14, <i>SLOW VEHICLES MUST TURN OUT</i>
Added	R4-18, <i>DO NOT PASS ON SHOULDER</i>
Modified	R5-1T, changed to R5-1TP
Modified	R5-2a, removed sign dimension 12x12
Modified	R5-3, updated sign detail
Modified	R5-4, changed legend to <i>NO COMMERCIAL VEHICLES</i> ; removed sign dimension 18x24
Modified	R5-4a, changed to R5-4aT
Modified	R5-5, changed legend to <i>NO VEHICLES WITH LUGS</i> ; removed sign dimension 18x24
Modified	R5-6, added sign dimension 18x18
Modified	R5-7, changed legend to <i>NO NON-MOTORIZED TRAFFIC</i>
Modified	R5-8, changed legend to <i>NO MOTOR-DRIVEN CYCLES</i>
Modified	R5-10a, changed legend to <i>NO PEDESTRIANS BICYCLES MOTOR-DRIVEN CYCLES</i>
Modified	R5-10b, changed legend to <i>NO PEDESTRIANS OR BICYCLES</i>
Modified	R5-10c, changed legend to <i>NO PEDESTRIANS</i>
Modified	R5-11, changed to R5-11T
Modified	R6-1, removed sign dimension 48x16
Modified	R6-2, removed sign dimension 12x16; added sign dimension 30x36
Modified	R6-3, removed sign dimension 24x18
Modified	R6-3a, removed sign dimension 24x18
Added	R6-4, <i>Roundabout Directional Arrows (2 chevrons)</i>
Added	R6-4a, <i>Roundabout Directional Arrows (3 chevrons)</i>
Added	R6-4b <i>Roundabout Directional Arrows (4 chevrons)</i>
Added	R6-5P, <i>Roundabout Circulation (plaque)</i>
Added	R6-6, <i>BEGIN ONE WAY</i>
Added	R6-7, <i>END ONE WAY</i>
Modified	R7-1(L,R,DBL), changed to R7-1L (R, DBL)

Modified	R7-2(L,R,DBL), changed to R7-2aL (R, DBL)
Modified	R7-2a, changed to R7-2
Modified	R7-3(L,R,DBL), changed to R7-3DBL (L,R)
Modified	R7-4(L,R,DBL), changed to R7-4DBL (L,R)
Modified	R7-5(L,R,DBL), changed to R7-5DBL (L,R)
Modified	R7-6(L,R,DBL), changed to R7-6DBL (L,R)
Modified	R7-7(L,R,DBL), changed to R7-7DBL (L,R)
Modified	R7-8a, changed to R7-8P
Removed	R7-8b, <i>VAN ACCESSIBLE</i>
Removed	R7-10(L,R,DBL), <i>DIAGONAL PARKING</i>
Modified	R7-11(L,R,DBL), changed to R7-11T DBL (L,R)
Added	R7-20, <i>Fee Station</i>
Added	R7-21R (L,DBL), <i>1 HOUR PAY PARKING</i>
Added	R7-21aR (L,DBL), <i>PAY PARKING 15 MINUTE LIMIT</i>
Added	R7-22R (L,DBL), <i>PAY PARKING</i>
Added	R7-23DBL (L,R), <i>8:30 AM TO 5:30 PM</i>
Added	R7-23aDBL (L,R), <i>1 HOUR 7AM-6PM</i>
Modified	R7-107(R,L,DBL), changed to R7-107R (L,DBL)
Modified	R7-107a(R,L,DBL), changed to R7-107aR (L,DBL)
Modified	R7-108(DBL,R,L), changed to R7-108DBL (L,R)
Modified	R7-200, changed sign dimension from 20x18 to 24x18
Added	R7-200a, <i>NO PARKING ANYTIME/ONE HOUR PARKING 9AM-7PM</i>
Modified	R7-201, changed to R7-201aP
Modified	R7-201a, changed to R7-201P; added red legend
Modified	R7-202, changed to R7-202P
Modified	R7-203 (<i>BETWEEN SIGNS</i>), changed to R7-202aTP
Added	R7-203, <i>EMERGENCY SNOW ROUTE NO PARKING IF OVER 2 INCHES</i>
Modified	R7-204, changed to R7-202bTP
Modified	R8-1, removed sign dimension 18x24
Modified	R8-1T (<i>BRIDGE</i>), changed to R8-1aT (refer to detail for R8-1bT)
Modified	R8-1 mod, changed to R8-1bT; added R8-1aT (<i>BRIDGE</i>), R8-1cT (<i>TRACKS</i>), R8-1dT (<i>SHOULDER</i>)
Modified	R8-2, removed sign dimension 18x24
Modified	R8-3, changed to R8-3a
Modified	R8-3a, changed to R8-3; added sign dimension 30x30
Modified	R8-3TK, changed to R8-3kT; removed sign dimension 30x36
Modified	R8-3R, changed to R8-3aTR
Modified	R8-3L, changed to R8-3aTL
Modified	R8-3b, changed to R8-3aTDBL
Modified	R8-3c, changed to R8-3cP; added sign dimensions 18x12, 30x24
Modified	R8-3a, changed to R8-3eP; added sign dimension 30x24
Modified	R8-3d, changed to R8-3dP; added sign dimensions 18x12, 30x24
Modified	R8-3e, changed to R8-3fP; added sign dimension 30x24; changed legend to <i>EXCEPT ON SHOULDER</i>
Modified	R8-3b, changed to R8-3bP; added sign dimension 30x24
Modified	R8-3f, changed to R8-3hP; added sign dimension 30x24
Modified	R8-3g, changed to R8-3gP; added sign dimension 30x24
Added	R8-3iTP, <i>ON SHOULDER</i>
Modified	R8-5, removed sign dimension 18x24

Modified	R8-6, removed sign dimension 18x24
Modified	R8-9, removed sign dimension 18x18
Modified	R8-10L (R), added sign dimension 36x48
Added	R8-10aL (R), <i>STOP HERE WHEN FLASHING</i>
Modified	R9-3, changed to R9-3a
Modified	R9-3a, changed to R9-3
Modified	R9-3bR (L), changed to R9-3bPR (L)
Modified	R9-3c, changed to R9-3cP
Modified	R9-4, changed to R9-4a
Modified	R9-4a, changed to R9-4; removed sign dimension 12x12
Modified	R9-7, switched the pedestrian and bike symbols
Modified	R9-10L(R), changed to R9-10DBL (L,R); added double arrow detail
Added	R9-13, <i>No Skaters</i>
Added	R9-14, <i>No Equestrians</i>
Modified	R10-1, modified text to use symbol
Removed	R10-2, <i>CROSS ON WALK SIGNAL ONLY</i>
Modified	R10-2a, changed to R10-2
Removed	R10-3, <i>PUSH BUTTON FOR GREEN LIGHT</i>
Removed	R10-3a, <i>TO CROSS STREET PUSH BUTTON WAIT FOR GREEN LIGHT</i>
Added	R10-3R (L), <i>PUSH BUTTON FOR (Pedestrian)</i>
Added	R10-3aL (R), <i>PUSH BUTTON TO CROSS STREET WAIT FOR (Pedestrian)</i>
Modified	R10-3b, changed to R10-3bR (L); switched text on last line
Modified	R10-3c, changed to R10-3cR (L); switched text on last line
Modified	R10-3d, changed to R10-3dR (L); switched text on last line
Modified	R10-3e, changed to R10-3eR (L); switched text on last line
Added	R10-3fR (L), <i>Traffic Signal Pedestrian Actuation</i>
Added	R10-3gR (L), <i>Traffic Signal Pedestrian Actuation</i>
Added	R10-3hR (L), <i>Traffic Signal Pedestrian Actuation</i>
Added	R10-3iR (L), <i>Traffic Signal Pedestrian Actuation</i>
Removed	R10-4, <i>PUSH BUTTON FOR WALK SIGNAL</i>
Removed	R10-4a, <i>TO CROSS STREET PUSH BUTTON WAIT FOR WALK SIGNAL</i>
Added	R10-4L (R), <i>PUSH BUTTON FOR GREEN (Ball)</i>
Added	R10-4aR (L), <i>PUSH BUTTON TO CROSS STREET WAIT FOR (Ball)</i>
Modified	R10-5, changed to R10-5L (R); removed sign dimension 18x24
Modified	R10-6L (R), added sign dimension 36x48
Modified	R10-6aL (R), added sign dimension 36x42
Modified	R10-7, updated to meet federal detail
Modified	R10-8, removed sign dimensions 24x30 and 30x36
Modified	R10-9, changed to R10-9T
Modified	R10-10L (R), replaced sign dimension 24x30 to 30x36
Modified	R10-11, removed sign dimension 18x24
Modified	R10-11a, removed sign dimensions 18x24 and 24x30; added sign dimension 30x36
Modified	R10-11b, removed sign dimensions 24x24 and 30x30
Added	R10-11c, <i>NO TURN ON RED EXCEPT FROM RIGHT LANE</i>
Added	R10-11d, <i>NO TURN ON RED FROM THIS LANE</i>
Modified	R10-11T, removed sign dimension 18x24
Modified	R10-12, removed sign dimension 24x30
Modified	R10-13, added sign dimension 42x30
Modified	R10-14, changed to R10-14T; changed dimension from 36x36 to 36x42

Added	R10-14aT, <i>EMERGENCY SIGNAL - STOP WHEN FLASHING RED</i>
Removed	R10-15, <i>TURNING TRAFFIC MUST YIELD TO PEDESTRIANS</i>
Added	R10-15R (L), <i>TURNING VEHICLES YIELD TO (Pedestrian)</i>
Modified	R10-16, removed sign dimensions 18x24 and 24x30
Added	R10-17a, <i>RIGHT ON RED ARROW AFTER STOP</i>
Modified	R10-17T, updated sign detail
Removed	R10-18, <i>TRAFFIC LAWS PHOTO ENFORCED</i>
Removed	R10-19, <i>PHOTO ENFORCED</i>
Modified	R10-19T, changed to R10-18a
Modified	R10-20a (3 LINES), changed to R10-20aP (3 LINES)
Modified	R10-20a (2 LINES), changed to R10-20aP (2 LINES)
Modified	R10-20T, changed to R13-3T
Removed	Use Low Beam, <i>USE LOW BEAM HEADLIGHTS</i>
Removed	R10-21, <i>LEFT TURN SIGNAL YIELD ON GREEN</i>
Added	R10-22, <i>TO REQUEST GREEN WAIT ON (Symbol)</i>
Added	R10-23, <i>CROSSWALK STOP ON RED (Ball)</i>
Added	R10-24, <i>(Bicycle) PUSH BUTTON FOR GREEN LIGHT</i>
Added	R10-25, <i>PUSH BUTTON TO TURN ON WARNING LIGHTS</i>
Added	R10-26, <i>(Bicycle) PUSH BUTTON FOR GREEN LIGHT</i>
Added	R10-27, <i>LEFT TURN YIELD ON FLASHING RED ARROW AFTER STOP</i>
Added	R10-28, <i>ONE VEHICLE PER GREEN</i>
Added	R10-29, <i>1 VEHICLE PER GREEN EACH LANE</i>
Added	R10-30, <i>RIGHT TURN ON RED MUST YIELD TO U-TURN</i>
Added	R10-31P, <i>AT SIGNAL (plaque)</i>
Added	R10-32P, <i>PUSH BUTTON FOR 2 SECONDS FOR EXTRA CROSSING TIME (plaque)</i>
Modified	R11-2S, changed to R11-2cT
Modified	R11-2R, changed to R11-2bT
Modified	R11-2B, changed to R11-2aT
Removed	R12-2Ta, <i>WEIGHT LIMIT AXLE XXXXX LBS</i>
Modified	R12-2Tb, changed to R12-2bT
Modified	R12-2Tc, changed to R12-2cT
Modified	R12-4Ta, changed to R12-4aT; changed <i>GROSS</i> to <i>AXLE</i> and <i>AXLE</i> to <i>TANDEM</i>
Removed	R12-4Tb, <i>WEIGHT LIMITS GROSS 23000 LBS AXLE OR TANDEM 10000 LBS</i>
Removed	R12-4Tc, <i>WEIGHT LIMITS GROSS 60000 LBS AXLE OR TANDEM 28000 LBS</i>
Removed	Weight Limits
Removed	R12-5, <i>WEIGHT LIMIT</i>
Modified	R12-6Ta, changed to R12-6aT
Modified	R12-6Tb, changed to R12-6bT
Modified	R12-7Ta, changed to R12-7aT
Modified	R12-7Tb, changed to R12-7bT
Modified	R12-8a, changed to R12-8aT
Modified	R12-8b, changed to R12-8bT
Modified	R12-8c, changed to R12-8cT
Modified	R12-9, changed to R12-9T
Modified	R12-9a, changed to R12-9aT
Modified	R13-1TR(L), changed to R13-1TPR (L)
Modified	R13-1Ta, changed to R13-1aT
Modified	R13-1Tb, changed to R13-1bT
Added	R13-1cT, <i>ALL TRUCKS NEXT RIGHT WHEN FLASHING</i>

Modified	LIVESTOCK INSPECTION STATION, changed to R13-7T; FOLDING PLAQUE, changed to R13-7aTP
Modified	Truck Route JCT to R14-5T
Modified	R14-2, changed HC to HM; updated sign detail; added sign dimension 42x42
Modified	R14-3, changed HC to HM; updated sign detail; added sign dimension 42x42
Modified	R14-6, changed to R14-6T; changed HC to HM
Modified	R15-1, added sign dimension 24x4.5
Modified	R15-2, changed to R15-2P; added sign dimension to 13.5x9
Modified	R15-3, changed to R15-3P
Modified	R15-8, added sign dimension 18x9
Modified	R16-1, changed to R19-8aT
Added	R16-4, <i>FENDER BENDER – MOVE VEHICLES FROM TRAVEL LANES</i>
Modified	R19-1, changed to R19-1T
Removed	R19-2, <i>STOP ASK FLAGGER FOR ROAD INFORMATION</i>
Modified	R19-3a, changed to R19-3aT
Modified	R19-3b, changed to R19-3bT
Modified	R19-3, changed to R19-3T
Modified	R19-4, changed to R19-4T
Modified	R19-5, changed to R19-5T
Modified	R19-6, changed to R19-6T
Modified	R19-6a, changed to R19-6aT
Modified	R19-7, changed to R19-7T
Modified	R19-8, changed to R19-8T
Removed	R19-9, <i>NO SOLICITING</i>
Modified	R19-10Ta FOLDING SIGN, changed to R19-10aT (Folding Sign)
Modified	R19-10Tb FOLDING SIGN, changed to R19-10bT (Folding Sign)
Modified	R20-1, changed to R20-1TP
Removed	R20-2L(R), <i>FORM ONE LINE RIGHT</i>
Removed	R20-2aR(L), <i>FORM TWO LINES RIGHT</i>
Moved	R20-3 to Section 8 - Construction Signs
Modified	R20-4, changed to R20-4TP; added sign dimension 24x18
Moved	R20-5 & PLAQUE to Section 8 - Construction Signs
Modified	No Swimming-Keep Out, changed to R23-1T
Modified	No Trespassing, changed to R23-1aT
Modified	Source Water Protection Area, changed to R24-1T
Modified	Firearms Prohibited, changed to R25-1T, R25-1aT
Modified	Firearm Penalty (216x144), changed to R25-2aT
Modified	Firearm Penalty (90x48), changed to R25-2T

Section 2 - Warning Signs

Added	W1-1aR (L), <i>Turn/Advisory Speed</i>
Added	W1-2aR (L), <i>Curve/Advisory Speed</i>
Modified	W1-4R (L), updated sign detail
Modified	W1-5R, changed to W1-5R (L)
Modified	W1-9L (R), changed to W1-9TL (R)
Modified	W1-10, changed to W1-7T
Added	W1-10R (L), <i>Intersection in Curve</i>
Added	W1-10aR (L), <i>Intersection in Curve</i>
Added	W1-10bR (L), <i>Intersection in Curve</i>

Added	W1-10cR (L), <i>Intersection in Curve</i>
Added	W1-10dR (L), <i>Intersection in Curve</i>
Added	W1-10eR (L), <i>Intersection in Curve</i>
Modified	W1-11, changed to W1-11R (L)
Modified	W1-11T, removed sign dimension 24x24
Modified	W1-11Tp, changed to W1-11TP
Modified	W1-13R (L), removed sign dimension 30x30
Removed	W1-15TR (L), <i>270 Degree Loop (Texas)</i>
Added	W1-15, <i>270 Degree Loop</i>
Removed	W2-1aR (L), <i>Intersection Warning</i>
Removed	W2-6p, <i>ROUNDAABOUT AHEAD</i>
Modified	W2-6A to W2-1aT; modified legend on sign from “1500 FT” to “AHEAD”; removed sign nomenclature W2-6B, W2-6C, W2-6D; replaced “AHEAD” with “1500 FT”
Added	W2-7L, <i>Offset Side Roads</i>
Added	W2-7R, <i>Offset Side Roads</i>
Modified	W2-8 (<i>TRAFFIC ISLANDS AHEAD</i>), changed to W2-6aT
Added	W2-8, <i>Double Side Roads</i>
Modified	W3-1, removed sign dimension 24x24
Removed	W3-1a, <i>STOP AHEAD</i>
Removed	W3-1p, <i>STOP AHEAD</i>
Modified	W3-2, removed sign dimension 24x24
Removed	W3-2a, <i>YIELD AHEAD</i>
Removed	W3-2p, <i>YIELD AHEAD</i>
Removed	W3-3a, <i>SIGNAL AHEAD</i>
Modified	W3-5, added sign dimension 30x30 for Construction use only
Added	W3-7, <i>Ramp Meter Ahead</i>
Modified	W4-1, removed sign dimension 24x24
Modified	W4-1aL (R), changed to W4-1aTL (R); removed sign dimensions 30x30 and 60x60
Added	W4-2, <i>Lane Ends</i>
Modified	W4-3R (L), added sign dimension 30x30
Modified	W4-4, changed to W4-4P; removed sign dimension 30x15
Modified	W4-4a, changed to W4-4aPL (R); removed sign dimension 30x15
Added	W4-4bP, <i>ONCOMING TRAFFIC DOES NOT STOP</i> (plaque)
Added	W4-5, <i>Entering Roadway Merge</i>
Added	W4-5P, <i>NO MERGE AREA</i> (plaque)
Added	W4-6, <i>Entering Roadway Added Lane</i>
Modified	W5-2, added sign dimension 18x18; removed sign dimension 24x24
Modified	W5-3, removed sign dimension 24x24
Moved	W5-4 <i>RAMP NARROWS</i> to Section 8 - Construction Signs
Modified	W5-4a, changed “Bikeway” to “Path”; removed sign dimension 30x30
Modified	W6-1, updated sign detail
Modified	W6-1a, changed to W6-1aT; removed sign dimensions 24x24 and 30x30
Modified	W6-1b, changed to W6-1bT; removed sign dimensions 24x24 and 30x30
Modified	W6-2, updated sign detail
Modified	W6-2a, changed to W6-2aT; removed sign dimensions 24x24 and 30x30
Modified	W6-2b, changed to W6-2bT; removed sign dimensions 24x24 and 30x30
Modified	W6-3, removed sign dimension 24x24; updated sign detail
Added	W6-3aT, <i>Two-Way Traffic on a Three Lane Road</i>
Removed	W6-4a, <i>END FREEWAY ½ MILE</i>

Removed	W7-1a, <i>HILL</i>
Modified	W7-1b, changed to W7-1a
Modified	W7-2, changed to W7-2P
Modified	W7-2b, changed to W7-2bP
Modified	W7-3, changed to W7-3P; added sign dimension 30x24
Modified	W7-3a, changed to W7-3aP; added sign dimensions 30x24, 36x30
Modified	W7-3b, changed to W7-3bP
Modified	W7-4b, updated sign detail
Modified	W7-4d, W7-4e, W7-4f, changed to W7-4dP, W7-4eP, W7-4fP
Modified	W7-5, added sign dimension 30x30
Removed	W7-5a, <i>HILL</i>
Modified	W7-6, removed sign dimension 24x24
Modified	W7-6p, changed to W7-6TP
Modified	W8-3, added sign dimensions 18x18, 48x48; removed sign dimension 24x24
Modified	W8-4T, changed to W8-25; added sign dimensions 24x24, 30x30
Modified	W8-5a, changed to W8-5aT
Added	W8-5P, <i>WHEN WET (plaque)</i>
Added	W8-5aP, <i>ICE (plaque)</i>
Added	W8-5bP, <i>STEEL DECK (plaque)</i>
Added	W8-5cP, <i>EXCESS OIL (plaque)</i>
Removed	W8-8T, <i>GROOVED PAVEMENT AHEAD</i>
Removed	W8-8Ta, <i>TEXTURED PAVEMENT AHEAD</i>
Modified	W8-9a, changed to W8-9aT
Modified	W8-10P, removed sign dimension 24x18
Added	W8-11, <i>UNEVEN LANES</i>
Modified	W8-12, changed legend to <i>NO CENTER LINE</i> ; removed sign dimension 24x24
Modified	W8-13T, changed to W8-18aT; added sign dimension 48x48; removed sign dimension 30X30
Removed	W8-14, <i>WATER OVER ROAD</i>
Added	W8-14, <i>FALLEN ROCKS</i>
Removed	W8-15, <i>WATCH FOR WATER ON ROAD</i>
Added	W8-15, <i>GROOVED PAVEMENT</i>
Added	W8-15P, <i>Motorcycle (plaque)</i>
Added	W8-16, <i>METAL BRIDGE ON DECK</i>
Modified	W8-16T, changed to W8-18bT
Added	W8-17, <i>Shoulder Drop off</i>
Added	W8-17P, <i>SHOULDER DROP OFF (plaque)</i>
Added	W8-18, <i>ROAD MAY FLOOD</i>
Added	W8-19, <i>Depth Gauge</i>
Added	W8-21, <i>GUSTY WINDS AREA</i>
Added	W8-22, <i>FOG AREA</i>
Added	W8-23, <i>NO SHOULDER</i>
Modified	W9-1R(L), changed to W9-1R; added detail for <i>LEFT</i> , W9-1L
Modified	W9-2L(R), changed to W9-2TL; updated detail for <i>RIGHT</i> , W9-2TR
Modified	W10-1, added sign dimension 24 DIA; removed sign dimension 18 DIA
Modified	W10-1a, changed to W10-1aP
Modified	W10-2, removed sign dimension 24x24
Modified	W10-3, removed sign dimension 24x24
Modified	W10-4, removed sign dimension 24x24

Modified	W10-4b, changed to W10-4B; removed sign dimension 30x30
Modified	W10-5, removed sign dimensions 24x24, 30x30
Modified	W10-5p, changed to W10-5P; replaced sign dimension 24x18 with 30x24
Modified	W10-7, changed train symbol color from white to yellow; removed sign dimensions 30x30 and 36x36
Added	W10-9, <i>NO TRAIN HORN</i>
Modified	W10-9, changed to W10-9P; added sign dimension 18x12, 30x24
Modified	W10-10, changed to W10-10T
Modified	W10-11, removed sign dimension 24x24
Modified	W10-11a, replaced "&" with "AND"
Modified	W10-11b, replaced "&" with "AND"
Modified	W10-13, changed to W10-13P; replaced sign dimension 24x18 with 30x24
Modified	W10-14, changed to W10-14P; replaced sign dimension 24x18 with 30x24
Modified	W10-15, changed to W10-15P; replaced sign dimension 24x18 with 30x24; added sign dimension 36x30
Modified	W10-14a, changed to W10-14aP; replaced sign dimension 24x18 with 30x24
Modified	W11-3, changed to W11-3 (<i>Deer</i>)
Modified	W11-4, changed to W11-4 (<i>Cow</i>)
Added	W11-5, <i>Farm Equipment</i>
Modified	W11-6, added sign dimension 48x48
Modified	W11-9, removed sign dimension 24x24
Modified	Duck Crossing, changed to W11-25T (<i>Ducks</i>)
Modified	Watch for Pelicans, changed to W11-26aT; updated sign detail
Modified	Endangered Species, changed to W11-26bTP; updated sign detail
Modified	Pelican Alternate, changed to W11-26T
Modified	W11-11T, changed to W11-12T
Modified	W11-12p, changed to W11-12P; removed sign dimensions 24x18, 30x24
Modified	Entering Emergency Vehicles, changed to W11-12aT
Modified	W11-15 (<i>WATCH FOR SLOW MOVING VEHICLES</i>) to W11-15cT
Added	W11-15, <i>Bicycle/Pedestrian</i>
Added	W11-15P, <i>TRAIL X-ING (plaque)</i>
Modified	Trail Crossing (rectangle), changed to W11-15bT
Modified	Trail Crossing (diamond), changed to W11-15a; added sign dimensions 24x24, 30x30, 48x48
Added	W11-16 (<i>Bear</i>)
Added	W11-17 (<i>Sheep</i>)
Added	W11-18 (<i>Big Horn Sheep</i>)
Added	W11-19 (<i>Donkey</i>)
Added	W11-20 (<i>Elk</i>)
Added	W11-21 (<i>Moose</i>)
Added	W11-22 (<i>Wild Horse</i>)
Modified	W12-1, removed sign dimension 24x24
Removed	W12-2T, <i>XX FT XX IN (Clearance)</i>
Modified	W12-3T to W12-2a, removed sign dimensions 66x12, 96x18; updated sign detail.
Modified	W12-3p, changed to W12-3TP
Modified	W12-4, changed to W12-4T; removed the period
Modified	W12-5, changed to W12-5T
Modified	W13-1, changed to W13-1P
Modified	W13-4, changed to W13-4P

Added	W13-4aTP, <i>RAMP (plaque)</i>
Modified	W13-5, changed to W13-5T
Modified	W13-6 (<i>XX MPH When Flashing</i>), changed to W13-8T
Added	W13-6, <i>Combination Horizontal Alignment/Advisory Exit</i>
Added	W13-7, <i>Combination Horizontal Alignment/Ramp Speed</i>
Modified	W14-1, added sign dimension 48x48
Modified	W14-1T, added sign dimension 48x48
Modified	W14-1aR (L), added sign dimension 24x6
Modified	W14-2, added sign dimension 48x48
Modified	W14-2aR (L), added sign dimension 24x6
Modified	W14-3, removed sign dimension 36x36x24
Modified	W15-1, added sign dimension 48x48
Modified	W16-1, changed to W16-1P
Modified	W16-2, changed to W16-2P; details only for measurement in <i>FEET</i> ; added sign dimension 18x12
Added	W16-2aP, <i>XX FT (plaque)</i>
Added	W16-3P, <i>XX MILES (2-line plaque)</i>
Modified	W16-3a, changed to W16-3aP; details only for measurement in <i>MILES</i>
Modified	W16-4, changed to W16-4P; details only for measurement in <i>FEET</i> ; added sign dimension 24x18; for <i>MILES</i> detail refer to W7-3aP
Modified	W16-5pL (R), changed to W16-5PL (R); added sign dimension 30x24
Modified	W16-6pL (R), changed to W16-6PL (R); added sign dimension 30x24
Modified	W16-7pL (R), changed to W16-7PL (R); added sign dimensions 21x15
Modified	W16-8, changed to W16-8P
Modified	W16-8a, changed to W16-8aP
Modified	W16-9p, changed to W16-9P; added sign dimension 30x18; changed sign dimensions from 24x8 to 24x12, 36x12 to 36x24; removed sign dimension 48x16
Modified	W16-10, changed to W16-10aP; corrected color legend white to yellow background
Moved	W16-11 to Section 6 - Preferential and Managed Lane Signs
Modified	W16-12, changed to W16-12P; updated sign detail
Modified	W16-13, changed to W16-13P; updated sign detail
Added	W16-15P, <i>NEW (plaque)</i>
Added	W16-17P, <i>ROUNDABOUT (plaque)</i>
Added	W16-18P, <i>NOTICE (plaque)</i>
Modified	W17-1, updated sign detail; added sign dimension 48x48
Modified	W17-2, changed to W17-2T; added sign dimension 48x48
Added	W18-1, <i>NO TRAFFIC SIGNS</i>
Modified	W19-1 (<i>DRAW BRIDGE AHEAD</i>), changed to W3-6 <i>DRAW BRIDGE</i> ; removed sign dimension 30x30
Added	W19-1, <i>FREEWAY ENDS 1 MILE</i>
Modified	W19-2, changed to W8-13T (<i>Folding Sign</i>); added alternate legend <i>ROAD</i>
Modified	W19-3 (<i>RAMP METERED WHEN FLASHING</i>), changed to W3-8
Added	W19-3, <i>FREEWAY ENDS</i>
Modified	W19-4, changed to W3-7aT
Modified	W19-5 (<i>LOOSE SAND</i>), changed to W8-7aT; added sign dimension 24x24, 48x48; removed sign dimension 30x30
Added	W19-5, <i>ALL TRAFFIC MUST EXIT</i>
Modified	W19-6, changed to W17-3T
Modified	W19-6T, changed to W17-4T
Modified	W19-7, changed to W17-5T

Removed	W19-8, <i>CHURCH</i>
Modified	W19-9, changed to W17-6T
Modified	W19-9A, changed to W17-7T
Removed	W19-10, <i>FALLING ROCK</i>
Modified	W19-11, changed to W17-11T; added sign dimension 48x48; removed sign dimension 30x30
Modified	W19-12, changed to W17-12T; added sign dimension 48x48; removed sign dimension 30x30
Modified	W19-14, changed to W17-14T; added sign dimension 48x48
Modified	W19-15, changed to W17-15T; added sign dimension 48x48
Modified	W20-3D, changed to W20-3TD
Modified	W20-7b, changed to W3-4
Removed	<i>Accident Ahead</i>
Modified	Hitchhiker Inmates, changed to W17-9T
Modified	Low Aircraft, changed to W17-10T
Added	W23-2, <i>NEW TRAFFIC PATTERN AHEAD</i>
Added	W25-1, <i>ONCOMING TRAFFIC HAS EXTENDED GREEN</i>
Added	W25-2, <i>ONCOMING TRAFFIC MAY HAVE EXTENDED GREEN</i>
Modified	D26, changed to W8-19aTP; changed white background to yellow

Section 3 – Small Guide Signs

Modified	M1-1, changed to reflect for Guide Sign Use; removed sign dimension 24x24; removed note to use square or rectangular blanks
Added	M1-1T, interstate sign with <i>TEXAS</i> legend for independent use
Modified	M1-2, added detail for the letter designating the business route
Modified	M1-3, added detail for the letter designating the business route
Modified	M1-4 BUSINESS ROUTE ASSEMBLY, changed to M1-4B; updated sign detail
Modified	M1-5, added sign dimension 36x36; removed sign dimensions 18x18, 30x30
Modified	M1-6T for guide sign, updated sign detail
Modified	M1-6TB, removed “ <i>BUSINESS</i> ” from the sign and added “ <i>TEXAS</i> ”; added M4-3 <i>BUSINESS</i> plaque above sign; updated sign detail
Modified	M1-6FB, removed “ <i>BUSINESS</i> ”; added M4-3 <i>BUSINESS</i> plaque above sign; updated sign detail
Modified	M1-7, added sign dimension 36x36
Modified	M1-8, added sign dimension 18x24
Added	M1-8a, <i>Bicycle Route</i>
Modified	M1-9, moved bicycle symbol to the top of sign; added sign dimension 12x18
Modified	M2-1, added sign dimension 12x6; removed sign dimension 24x18
Modified	M3-1, changed the first letter of the word to be larger; added sign dimensions 12x6, 36x18; removed sign dimension 24x18
Modified	M3-2, changed the first letter of the word to be larger; added sign dimensions 12x6, 36x18; removed sign dimension 24x18
Modified	M3-3, changed the first letter of the word to be larger; added sign dimensions 12x6, 36x18; removed sign dimension 24x18
Modified	M3-4, changed the first letter of the word to be larger; added sign dimensions 12x6, 36x18; removed sign dimension 24x18
Modified	M4-1, added sign dimensions 12x6, 36x18; removed sign dimension 30x15
Modified	M4-1a, added sign dimensions 12x6, 36x18; removed sign dimension 30x15
Modified	M4-2, added sign dimensions 12x6, 36x18; removed sign dimension 30x15
Modified	M4-3, added sign dimensions 12x6, 36x18; removed sign dimension 30x15

Added	M4-1G, <i>ALTERNATE</i>
Added	M4-1aG, <i>ALT</i>
Added	M4-2G, <i>BY-PASS</i>
Added	M4-3G, <i>BUSINESS</i>
Modified	M4-4, added sign dimension 36x18; removed sign dimension 30x15
Modified	M4-5, added sign dimensions 12x6, 36x18; removed sign dimension 30x15
Modified	M4-6, added sign dimensions 12x6, 36x18; removed sign dimension 30x15
Added	M4-6G, <i>END</i>
Modified	M4-7, added sign dimensions 12x6, 36x18; removed sign dimension 30x15
Added	M4-7a, <i>TEMP</i>
Moved	M4-8 to Section 8 - Construction Signs
Moved	M4-8a to Section 8 - Construction Signs
Moved	M4-8b to Section 8 - Construction Signs
Moved	M4-9R(L) to Section 8 - Construction Signs
Moved	M4-9AR(L) to Section 8 - Construction Signs
Moved	M4-9N to Section 8 - Construction Signs
Moved	M4-10L(R) to Section 8 - Construction Signs
Removed	M4-11, <i>BEGIN</i>
Removed	M4-12, <i>END</i>
Removed	M4-13, <i>TO</i>
Added	M4-14, <i>BEGIN</i>
Added	M4-14G, <i>BEGIN</i>
Moved	M4-15 (<i>TEMPORARY</i>) to Section 8 - Construction Signs
Modified	M4-20, changed to M4-7bT
Modified	M5-1L (R), added sign dimension 12x9
Modified	M5-2L (R), added sign dimension 12x9
Modified	M5-3L, changed to M5-3T
Added	M5-3, <i>Advance Turn Arrow (symbol)</i>
Modified	M6-1, added sign dimension 12x9
Modified	M6-2R (L), added sign dimension 12x9
Added	M6-2a, <i>Downward Pointing Diagonal Arrow (symbol)</i>
Modified	M6-3, added sign dimension 12x9
Modified	M6-4, added sign dimension 12x9
Modified	M6-5R (L), added sign dimension 12x9
Modified	M6-6R (L), added sign dimension 12x9
Modified	M6-7R (L), added sign dimension 12x9
Modified	M6-8BC or M6-8GC, changed to M5-5B (G); added sign dimension 36x24
Modified	M6-8BR or M6-8GR, changed to M5-6B (G); added sign dimension 36x24
Modified	M6-8BL or M6-8GL, changed to M5-4B (G); added sign dimension 36x24
Modified	M6-8C, changed to M5-5; added sign dimension 36x24
Modified	M6-8R, changed to M5-6; added sign dimension 36x24
Modified	M6-8L, changed to M5-4; added sign dimension 36x24
Removed	M7-1G, sign dimension shown in M6-1G
Removed	M7-2G, sign dimension shown in M6-3G
Removed	M7-3GR(L), sign dimension shown in M6-5G
Removed	M7-4GR(L), sign dimension shown in M6-2G
Removed	M7-5G, sign dimension shown in M6-4G
Removed	M7-6GR(L), sign dimension shown in M6-6G
Removed	M7-7GR(L), sign dimension shown in M6-7G

Modified	D1-1, added sign dimension VARx6; corrected “typical design” to “standard design”
Added	D1-1b, <i>Bicycle Destination (1 line)</i>
Modified	D1-2, added sign dimension VARx12; corrected “typical design” to “standard design”
Added	D1-2b, <i>Bicycle Destination (2 lines)</i>
Added	D1-2d, <i>Circular Exit Destination (2 lines)</i>
Modified	D1-3, added sign dimension VARx18; corrected “typical design” to “standard design”; updated sign detail
Added	D1-3b, <i>Bicycle Destination (3 lines)</i>
Added	D1-3d, <i>Circular Exit Destination (3 lines)</i>
Modified	D2-1, corrected “typical design” to “standard design”
Modified	D2-2, corrected “typical design” to “standard design”
Modified	D2-3, corrected “typical design” to “standard design”; updated sign detail
Modified	D3-1 (Ground Mount), added sign dimensions VARx6, VARx18; updated sign detail for standard color backgrounds (white, green, blue and brown)
Removed	D3-1T, <i>Street Name</i>
Modified	D3-1 (Overhead Mount); updated sign details
Added	D3-1a, <i>Street Name (1 line)</i>
Added	D3-2 (2 lines), <i>Advance Street Name</i>
Modified	D3-2 to D3-2 (3 lines)
Added	D3-2 (2 lines)
Modified	D3-2a, changed to D3-2 (4 lines); changed sign dimension to VARx60
Modified	D3-3aL, changed to D3-3aTL
Modified	D3-3aR, changed to D3-3aTR
Modified	D3-3bL (R), changed to D3-3bTL (R)
Modified	D4-2R (L), centered the car symbol and replaced “&” with “-”
Modified	D5-1Ta, changed to D5-1aT
Modified	D5 Plaque R (L), changed to D5-1aTPR (L)
Modified	D5-2TaR (L), changed to D5-2aTR (L)
Added	D5-5, <i>REST AREA</i>
Modified	D5-5a, changed to D5-5aT; added sign nomenclature to the arrow as D5-5aTP
Modified	D5-5Ta, changed to D5-1bT
Modified	D5-6TaR(L), changed to D5-2bTR (L)
Modified	D5-7T, changed to D5-1cT
Modified	D5-8TR(L), changed to D5-2cTR (L)
Modified	D6-1R(L), changed to D5-2dTR (L)
Modified	D6-1a, changed to D5-1dT
Modified	D6-2, changed to D5-1eT
Modified	D6-3R(L), changed to D5-2eTR (L)
Modified	D7-1, changed to D7-1TR (L)
Modified	D7-2, changed to D7-2TL; added sign nomenclature D7-2TR
Modified	D7-3, changed to D7-3TR, added sign nomenclature D7-3TL
Modified	D7-5R(L), changed to D7-5TR, added sign nomenclature D7-5TL
Modified	D7-6aR(L), changed to D7-6aTR (L)
Modified	D7-7aR(L), changed to D7-7aTR (L)
Modified	D7-8R (L), changed to D7-8TR (L)
Modified	D7-8bR (L), changed to D7-8aTR (L)
Modified	D7-8dR (L), changed to D7-9TR (L)
Modified	D7-8eR (L), changed to D7-9aTR (L)
Modified	D7-10b, changed to D7-10bT

Modified	D7-12, changed to D7-12T
Modified	D7-13, changed to D7-13T
Modified	D7-12a, changed to D7-12aT
Modified	D8-3a, changed to D8-3aT
Modified	D8-4, changed to D8-4T
Modified	D9 Plaques, assigned sign nomenclature D9-1aP (<i>1 MILE</i>), D9-1bP (<i>AHEAD</i>), D9-1cP (<i>CAMPING</i>), D9-1dP (<i>Arrow</i>); <i>HOSPITAL plaque</i> changed to D9-13aP with new sign details
Modified	D9-1, removed sign dimension 18x18
Removed	D9-1a, <i>Telephone</i>
Removed	D9-1b, <i>Telephone ¼ MILE</i>
Modified	D9-2, removed sign dimension 18x18
Modified	D9-3, removed sign dimension 18x18
Modified	D9-3a, removed sign dimension 18x18
Added	D9-4, <i>Litter Container (symbol)</i>
Modified	D9-6, removed sign dimension 18x18
Modified	D9-6a to D9-6aTP
Removed	D9-6p, <i>RESERVED PARKING</i>
Added	D9-6P, <i>VAN ACCESSIBLE (plaque)</i>
Modified	D9-7, removed sign dimension 18x18
Modified	D9-8, removed sign dimension 18x18
Modified	D9-9, removed sign dimension 18x18
Added	D9-10, <i>INFO</i>
Modified	D9-10T, updated sign detail
Modified	D9-11, removed sign dimension 18x18
Modified	D9-11a, removed sign dimension 18x18; removed sign detail for <i>EV</i>
Added	D9-11b, <i>Electronic Vehicle Charging (EV)</i>
Added	D9-11bP, <i>ELECTRIC VEHICLE CHARGING (plaque)</i>
Added	D9-11c, <i>Alternative Fuel – Ethanol (symbol)</i>
Modified	D9-12, removed sign dimension 18x18
Added	D9-13, <i>Emergency Medical Services (symbol)</i>
Added	D9-13cP, <i>EMERGENCY MEDICAL CARE (plaque)</i>
Added	D9-13dP, <i>TRAUMA CENTER (plaque)</i>
Modified	D9-14, changed sign dimensions to 24x24 and 30x30; updated sign detail
Modified	D9-15, removed sign dimension 18x18
Added	D9-16, <i>Truck Parking (symbol)</i>
Modified	D9-16 (<i>TRUCK PARKING</i>), changed to D9-16T
Modified	D9-17, changed to D9-17P
Added	D9-20, <i>Pharmacy (symbol)</i>
Added	D9-20aP, <i>24 HR (plaque)</i>
Added	D9-21, <i>Telecommunication Device for the Deaf (symbol)</i>
Added	D9-22, <i>Wireless Internet (symbol)</i>
Modified	D10-1, added sign dimension 6x12
Modified	D10-2, added sign dimension 6x18
Modified	D10-3, added sign dimension 6x24
Modified	D10-1a, added sign dimension 6x18
Modified	D10-2a, added sign dimension 6x24
Modified	D10-3a, added sign dimension 6x30
Modified	D10-4, increased the first letter of the cardinal direction
Modified	D10-5, increased the first letter of the cardinal direction

Modified	D10-7a, changed to D10-7aT
Modified	D10-7bT, changed to D10-7bT
Added	D11-1a, <i>Bicycles Permitted (symbol)</i>
Added	D11-1bP, <i>BIKE ROUTE (plaque)</i>
Added	D11-1c, <i>Bicycle (symbol) TO DOWNTOWN</i>
Added	D11-2, <i>Pedestrians Permitted (symbol)</i>
Added	D11-3, <i>Skaters Permitted (symbol)</i>
Added	D11-4, <i>Equestrians Permitted (symbol)</i>
Removed	D12-1, <i>WEATHER INFO</i>
Modified	D12-2, legend changed to <i>CAR POOL INFO CAR *CAR</i> ; changed sign dimension from 54x42 to 60x42; removed sign dimension 72x54
Modified	D12-4T, changed to D14-4T
Added	D12-5, <i>TRAVEL INFO CALL 511 (pictograph)</i>
Added	D12-5a, <i>TRAVEL INFO CALL 511</i>
Modified	D12-6, changed to D12-6T
Modified	D13-2, updated sign detail
Modified	D13-3 (<i>CROSSOVER</i>), changed to D13-1DBL
Added	D13-3, <i>FREEWAY ENTRANCE</i>
Added	D13-3a, <i>FREEWAY ENTRANCE (with arrow)</i>
Modified	D14-1L(R) (<i>TURNAROUND</i>), changed to D13-1TL (R)
Modified	D14-2, changed to D13-4T; increased the first letter of the cardinal direction
Modified	D15-1 (<i>PASSING LANE 2 MILES</i>), changed to D15-10T
Added	D15-1, <i>Combination Lane Use/Destination</i>
Modified	D15-2 (<i>NEXT PASSING LANE X MILES</i>), changed to D15-11T
Added	D17-7, <i>SLOW VEHICLE TURN-OUT XX MILES</i>
Modified	I1-1, replaced sign dimension 12x18 with 24x36
Modified	I-2, changed <i>TEXAS</i> from uppercase to initial upper/lower case <i>Texas</i>
Modified	I-2a, changed to I-2aT; removed sign dimension VARx36
Modified	I-2b, changed to I-2bT; removed sign dimensions VARx84 and VARx108; removed requirement for Population; updated sign details
Modified	I-2c, changed to I-2cT; removed sign dimension VARx24; updated sign details
Modified	I-2d, changed to I-2dT; removed sign dimension VARx48; updated sign details
Modified	I-2eR (L), changed to D20-1TR (L)
Modified	I-2eB, changed to D20-2T
Modified	I-2eTRL, changed to D20-5T
Modified	I-2e45R (L), changed to D20-3T
Modified	I-2eS, changed to D20-4T
Modified	I-2g Short 2 County Road sign, changed to D21-2T
Modified	I-2gB, changed to D21-1TDBL (L, R)
Modified	Long 1 County Road sign, changed to D21-1aTL (R)
Modified	I-2h (long county road), changed to D21-3T
Modified	I-3, changed river name from uppercase to initial upper/lower case (for 5CV-3W); updated sign details
Removed	I Plaques (<i>TRAIL, AIRPORT</i>)
Modified	I-Plaques (<i>LIBRARY</i>), changed to I-8TP
Modified	I-Plaques (<i>Arrow symbol</i>), changed to I-ARW
Removed	I-4, (<i>Trail/Hiking symbol</i>)
Modified	I-5, removed sign dimension 18x18
Modified	I-6, removed sign dimension 18x18

Modified	I-7, removed sign dimension 18x18
Modified	I-8, removed sign dimension 18x18
Removed	I-9, <i>Anchor (symbol)</i>
Added	I-9, <i>Vehicle Ferry Terminal (symbol)</i>
Removed	I-10, <i>Snow (symbol)</i>
Modified	I-12, removed sign dimension 18x18
Added	I-13, <i>Emergency Notification</i>
Modified	I-14TL, changed to D22-1TL (R)
Modified	I-15TL(R), changed to D23-1TL (R); changed <i>legend</i> from uppercase to initial upper/lower case
Moved	D26 to Section 2 - Warning Signs
Modified	D27, changed to TX1-1T
Modified	D28, changed to TX1-2T
Modified	D29, changed to TX1-3T
Modified	D30, changed to TX1-4T
Modified	D31, changed to TX2-1T
Modified	D32, changed to TX3-1T
Modified	D34, changed to TX4-1T
Modified	D35, changed to TX4-2T
Removed	D42, <i>SUPERIOR PUBLIC WATER SYSTEM</i> ; refer to the City Pride Program rules
Modified	D43, changed to TX5-1T
Modified	D44, changed to TX5-2T
Removed	D-48T, <i>SPEEDOMETER CHECK SECTION 1000 FT AHEAD</i>
Removed	D-49T, <i>START CHECK MILE 0</i>
Removed	D-50T, <i>MILE 3</i>
Removed	D-51T, <i>END CHECK MILE 5</i>
Modified	D55, changed to D24-1T
Modified	D56, changed to D24-2TR (L)
Modified	D60, changed to D60T
Modified	D61, changed to D61T
Removed	D65 and Plaque, <i>Wireless Internet</i>
Moved	D70 to Section 8 - Construction Signs
Moved	D70a to Section 8 - Construction Signs
Moved	D70S (R, B, G, M) to Section 8 - Construction Signs
Modified	D71 Arrow, added sign nomenclature D71-TP
Modified	DWI, changed to D72T
Removed	<i>INTERNATIONAL BIRDING CORRIDOR</i> ; sign provided by Texas Parks and Wildlife Department (TPWD)
Removed	<i>THE GREAT TEXAS COASTAL BIRDING TRAIL</i> ; sign provided by TPWD
Removed	<i>PANHANDLE PLAINS WILDLIFE TRAIL</i> ; sign provided by TPWD
Removed	<i>HEART OF TEXAS WILDLIFE TRAIL EAST or WEST</i> ; sign provided by TPWD
Removed	TxDOT Logo (Office)
Modified	Lights On For Safety to I-17T
Modified	Lights On For Safety (Alternate), changed to I-17aT (<i>LIGHTS ON FOR SAFETY</i>) and I-17bT (<i>NEXT XX MILES</i>)
Modified	VA-1TR(L), changed to D25-1TR (L); removed alternate legend for <i>Hospital</i>
Modified	VA-2TR(L), changed to D25-3TR (L)
Added	D25-2TL (R), <i>Veterans Affairs Hospital</i>
Modified	Welcome to Texas, changed to I-2T

Section 4 – Large Guide Signs

Modified	Diagrammatic sign, updated sign details
Modified	Left Exit Only, updated sign details
Modified	E1-5a, changed to E1-5P; changed sign dimension to VARx30
Modified	E1-5a alternate, changed to E1-5TP
Added	E1-5aP, <i>LEFT (plaque)</i>
Added	E1-5bP, <i>LEFT EXIT XX (plaque)</i>
Removed	E1-5La, <i>LEFT EXIT #</i>
Modified	E5-1, removed sign dimension 48X42
Added	E5-1a, <i>Exit Gore (with exit number)</i>
Added	E5-1c, <i>Narrow Exit Gore</i>
Modified	E5-2b, E5-2c, E5-2d, changed to E5-1bP, updated sign dimensions to VARx30
Moved	E5-2f, E5-2g to Section 8 - Construction signs
Modified	E5-3, changed to E5-1aT; removed sign dimension 48X42
Modified	E5-4, changed to E5-1bT; removed sign dimension 48X42
Modified	E6-2, increased the first letter of the cardinal direction
Modified	E6-2a, increased the first letter of the cardinal direction
Modified	E7-3, changed to E7-3T
Modified	E7-2, changed to E7-2T
Modified	E11-1a, changed to E11-1aT
Added	E11-1a, <i>EXIT</i>
Added	E11-1b, <i>ONLY</i>
Modified	E11-1c, replaced sign dimension 72x12 with 120x18
Modified	E11-1aR, changed to E11-1TR
Modified	E11-1aL, changed to E11-1TL
Modified	E11-1d, changed to E11-1dT
Modified	E11-1e, changed to E11-1eT
Modified	E11-1g, changed to E11-1gT
Added	E11-2, <i>LEFT</i>
Modified	E11-2a, changed to E11-2aT
Modified	E11-2c, changed to E11-2cT
Modified	E11-2d, changed to E11-2dT
Modified	E13-1, changed to E13-1P; removed sign dimension 48x18
Added	E13-2, <i>EXIT XX MPH</i> or <i>RAMP XX MPH</i>
Modified	E21-12T, changed legend to <i>TEXAS TRAVEL INFO CENTER</i> ; replaced sign dimension 120x102 to 138x102
Modified	E21-13T, changed legend to <i>TEXAS TRAVEL INFO CENTER</i>
Modified	E21-14T, changed legend to <i>TEXAS TRAVEL INFO CENTER</i>
Modified	EVA-3T, changed to E22-1T
Modified	EVA-4T, changed to E22-2T

Section 5 - Toll Road Signs

Added	R3-29P, <i>PAY TOLL</i> (plaque)
Added	R3-30P, <i>TAKE TICKET</i> (plaque)
Modified	R90-1, changed to R90-1T; updated sign detail
Modified	R90-2, changed to R3-28; changed “ <i>TWO AXLE VEHICLES</i> ” to “ <i>2 AXLES</i> ”; changed sign dimension from 168x48 to 114x48

Modified	R90-2a, changed to R90-2aT; changed <i>TOLL ROAD</i> (W90-11T) banner to yellow background; changed the axles on trucks; updated sign detail
Modified	R90-5, changed to W90-5TP; changed sign dimensions from 144x18 to VARx24
Modified	R90-6, changed to W90-6TP; changed sign dimensions from 144x18 to VARx24
Modified	R90-7, changed to R90-7T
Modified	R90-8, changed to R90-8T
Modified	R90-9, changed to R90-9T
Added	R90-9aT, <i>OR PAY BY MAIL</i>
Modified	R90-10, changed to W90-10T; changed White background to Yellow; changed sign dimension from VARx18 to VARx24
Modified	R90-11, changed to W90-11T; changed White background to Yellow; changed sign dimension from VARx18 to VARx24
Modified	R90-12, changed to W90-12T; changed White background to Yellow; changed sign dimension from VARx18 to VARx24
Added	R90-13T, <i>NO TXTAG NO PROBLEM PAY BY MAIL</i>
Added	W9-6, <i>PAY TOLL XX MILES CARS (price)</i>
Added	W9-6P, <i>PAY TOLL XX MILES - CARS (price)</i> (plaque)
Added	W9-6a, <i>STOP AHEAD PAY TOLL CARS (price)</i>
Added	W9-6aP, <i>STOP AHEAD – PAY TOLL</i> (plaque)
Added	W90-13T, <i>TOLL EXIT</i>
Added	W90-14T, <i>TOLL EXITS</i>
Added	M4-15, <i>TOLL</i>
Added	M4-16, <i>NO CASH</i>
Added	M4-17, <i>Toll Collector</i> (symbol)
Added	M4-18, <i>Exact Change</i> (symbol)
Added	M4-20, <i>ETC ONLY</i>
Added	M4-20T, <i>TxTAG ONLY</i>
Modified	M90-1, changed to M90-1T
Modified	M90-2, changed to M90-2T
Modified	M90-3, changed to M90-3T
Modified	E90-1, changed to R90-3T; changed from white on green background to black on white background
Modified	E90-2, changed to E90-2T
Modified	E90-2A, changed to E90-2aT
Modified	E90-3, changed to E90-3T
Modified	E90-4, changed to E90-4T
Modified	E90-4WL, changed to E90-4aT
Modified	E90-5, changed to E90-5T
Modified	E90-5A, changed to E90-5aT
Modified	E90-6, changed to E90-6T; updated sign detail
Added	E90-6aT, <i>TxTAG</i> or <i>PAY BY MAIL</i> (overhead)
Added	E90-6bT, <i>TxTAG</i> or <i>PAY BY MAIL (1 lane)</i>
Added	E90-6cT, <i>TxTAG</i> or <i>PAY BY MAIL (2 lanes)</i>
Added	E90-6dT, <i>TxTAG</i> or <i>PAY BY MAIL (3 lanes)</i>
Modified	<i>TxTAG</i> , changed to R91-1TP
Modified	E90-7, changed to E90-7T
Modified	E90-7A, changed to E90-7aT
Modified	E90-8, changed to E90-8T
Removed	E90-9, <i>PAY TOLL CASH Lane</i>

Modified	E90-10, changed to E90-10T; updated sign detail
Modified	E90-11, changed to R91-2TP
Modified	E90-12, changed to R91-4T
Added	E90-13T, <i>Toll Tags ACCEPTED</i> (interstate supplemental sign)
Added	E90-13aT, <i>Toll Tags ACCEPTED ON XXX</i> (conventional roadways)

Section 6 – Preferential and Managed Lane Signs

Modified	R3-10, changed to R3-10 (Post Mounted)
Modified	R3-10a, changed to R3-12f; changed sign dimensions 30x42 to 30x36, 36x60 to 36x48; added sign dimension 48x60; removed sign dimension 78x60; updated sign detail
Modified	R3-10b, changed to R3-10a (<i>Post Mounted</i>)
Modified	R3-11, added sign dimension 36x60
Modified	R3-11a, added sign dimension 36x60
Modified	R3-11b, added sign dimension 36x60
Modified	R3-11c, added sign dimension 36x60
Added	R3-11P, <i>MOTORCYCLES ALLOWED (plaque)</i>
Modified	R3-12, new sign detail
Modified	R3-12a, new sign detail
Modified	R3-12b, new sign detail
Added	R3-12c, <i>HOV RESTRICTION ENDS</i>
Added	R3-12d, <i>HOV RESTRICTIONS ENDS ½ MILE</i>
Added	R3-12e, <i>HOV 2+ ONLY ½ MILE</i>
Added	R3-12g, <i>BUS LANE ENDS</i>
Added	R3-12h, <i>BUS LANE ENDS ½ MILE</i>
Modified	R3-13 to R3-13T (<i>Overhead</i>), changed sign dimension 144x78 to 144x72; updated sign detail
Modified	R3-13a to R3-13aT (<i>Overhead</i>), changed sign dimension 144x78 to 144x72; updated sign detail
Added	R3-13bT (<i>Overhead</i>), <i>HOV 2+ 2 OR MORE PERSONS PER VEHICLE</i>
Modified	R3-14, changed to R3-14T (<i>Overhead</i>); changed sign dimensions 72x60 to 72x48, 96x72 to 96x60, 108x84 to 132x84; updated sign detail
Added	R3-14aT (<i>Overhead</i>), <i>HOV Lane Periods of Operation</i>
Added	R3-14bT (<i>Overhead</i>), <i>HOV Lane Periods of Operation</i>
Modified	R3-14b to R3-14c (<i>Overhead</i>), updated sign detail; new sign dimensions
Modified	R3-15 to R3-15 (<i>Overhead</i>), changed legend from “HOV” to “HOV 2+”
Added	R3-15aT (<i>Overhead</i>), <i>HOV Lane Begins XX Miles</i>
Modified	R3-15a, changed to R3-15b (<i>Overhead</i>)
Added	R3-15bT (<i>Overhead</i>), <i>HOV LANES ENDS</i>
Added	R3-15c (<i>Overhead</i>), <i>HOV RESTRICTION ENDS</i>
Added	R3-15d (<i>Overhead</i>), <i>BUS LANE AHEAD</i>
Added	R3-15e (<i>Overhead</i>), <i>BUS LANE ENDS</i>
Added	R3-15gT (<i>Overhead</i>), <i>HOV LANE ENDS ½ MILE</i>
Added	R3-40T (<i>Post Mounted</i>), <i>HOV 2+ 2 OR MORE PERSONS PER VEHICLE</i>
Added	R3-42 (<i>Post Mounted</i>), <i>EXPRESS LANE ENDS</i>
Added	R3-42a (<i>Post Mounted</i>), <i>EXPRESS LANE ENDS ½ MILE</i>
Added	R3-42aT (<i>Overhead</i>), <i>EXPRESS LANE ENDS ½ MILE</i>
Added	R3-42b (<i>Post Mounted</i>), <i>EXPRESS RESTRICTION ENDS</i>
Added	R3-42c (<i>Post Mounted</i>), <i>EXPRESS RESTRICTION ENDS ½ MILE</i>

Added	R3-43T (Overhead), <i>Vehicle Occupancy Definition</i>
Added	R3-44T (Overhead), <i>Priced Managed Lane Periods of Operation</i>
Added	R3-44aT (Overhead), <i>Priced Managed Lane Periods of Operation</i>
Added	R3-45 (Overhead), <i>EXPRESS LANED ENDS</i>
Added	R3-45a (Overhead), <i>EXPRESS RESTRICTION ENDS</i>
Added	R3-48T, <i>Priced Managed Lane Toll Rate</i>
Added	R3-48aT, <i>Priced Managed Lane Toll Rate</i>
Added	R3-50T, <i>Priced Managed Lane Toll Rate</i>
Added	R3-50aT, <i>Priced Managed Lane Toll Rate</i>
Added	R3-51T (Overhead), <i>TOLL LANE ENDS</i>
Added	R3-51aT (Overhead), <i>TOLL LANE ENDS ½ MILE</i>
Added	R92-1T, <i>HOV LANE</i> banner
Added	R92-2T, <i>HOV EXIT</i> banner
Added	R92-3T, <i>HOV EXITS</i> banner
Added	W4-1L (MOD), <i>Merge</i>
Added	W4-2L (MOD), <i>HOV Lane Ends</i>
Added	W13-2 (MOD), <i>HOV Advisory Exit Speed</i>
Modified	W16-11, changed to W16-11P
Added	E8-1T, <i>Preferential Lane Access Gore</i>
Added	E8-1aT, <i>Preferential Lane Intermediate Access Gore</i>
Added	E8-2T, <i>Preferential Lane Entrance Direction (overhead)</i>
Added	E8-3T, <i>Preferential Lane Entrance Advance</i>
Added	E8-4, <i>Preferential Lane Direct Exit Gore</i>
Added	E8-5T, <i>Preferential Lane Intermediate Egress Direction</i>
Added	E8-6T, <i>Preferential Lane Intermediate Egress Advance</i>
Added	E91-1T, <i>EXPRESS LANE</i> banner
Added	E91-2T, <i>EXPRESS EXIT</i> banner
Added	E91-3T, <i>EXPRESS EXITS</i> banner

Section 7 – Emergency Management Signs

Modified	EM-1T (36 DIA), changed to EM-1TL (R,S)
Modified	EM-1T, changed to EM-1S (L,R)
Modified	EM-1a, changed to EM-1aT
Modified	EM-6a, changed to EM-6aR (L)
Modified	EM-6b, changed to EM-6bR (L)
Modified	EM-6c, changed to EM-6cR (L)
Modified	EM-6d, changed to EM-6dR (L)
Modified	EM-7a, changed to EM7aL (R,S)
Modified	EM-7b, changed to EM7aL (,R,S)
Modified	EM-7c, changed to EM7aL (R,S)
Modified	EM-7d, changed to EM7aL (,R,S)

Section 8 - Construction Signs

Modified	CW1-1, CW1-2, CW1-3, CW1-4, added sign dimension 30x30
Added	CW1-4b, <i>Reverse Curve (2 lanes)</i>
Added	CW1-4c, <i>Reverse Curve (3 lanes)</i>
Modified	CW1-6a, changed to CW1-6aT
Removed	CW2-1aR(L), <i>Intersection warning</i>

Modified	CW2-6A, changed to CW2-1aT; modified legend on sign from “1500 FT” to “AHEAD”; removed sign nomenclature CW2-6B, CW2-6C, CW2-6D; replaced “AHEAD” with “1500 FT”
Added	CW2-7L, <i>Offset Side Roads</i>
Added	CW2-7R, <i>Offset Side Roads</i>
Modified	CW2-8 (<i>Traffic Islands Ahead</i>), changed to CW2-6aT
Added	CW3-1, <i>Stop Ahead (symbol)</i>
Removed	CW3-1a, <i>STOP AHEAD</i>
Removed	CW3-1p, <i>STOP AHEAD</i>
Added	CW3-2, <i>Yield Ahead (symbol)</i>
Removed	CW3-2a, <i>YIELD AHEAD</i>
Removed	CW3-2p, <i>YIELD AHEAD</i>
Added	CW3-3, <i>Signal Ahead (symbol)</i>
Removed	CW3-3a, <i>SIGNAL AHEAD</i>
Modified	CW3-5, added sign dimension 30x30 for construction only
Modified	CW4-1aL(R) to CW4-1aTL (R)
Added	CW4-2, <i>Lane Ends</i>
Modified	CW4-3, added sign dimension 30x30
Added	CW4-4P, <i>CROSS TRAFFIC DOES NOT STOP (plaque)</i>
Modified	CW4-4a, changed to CW4-4aPL (R)
Added	CW4-4bP, <i>ONCOMING TRAFFIC DOES NOT STOP (plaque)</i>
Added	CW4-5, <i>Entering Roadway Merge</i>
Added	CW4-5P, <i>NO MERGE AREA (plaque)</i>
Added	CW4-6, <i>Entering Roadway Added Lane</i>
Modified	CW5-1, CW5-2, CW5-3, added sign dimension 30x30
Modified	CW5-4, added sign dimension 30x30
Modified	CW6-1, added sign dimension 30x30 for construction only
Modified	CW6-1a, changed to CW6-1aT
Modified	CW6-1b, changed to CW6-1bT
Modified	CW6-2, added sign dimension 30x30 for construction only
Modified	CW6-2a, changed to CW6-2aT
Modified	CW6-2b, changed to CW6-2bT
Removed	CW6-4a, <i>END FREEWAY ½ MILE</i>
Modified	CW7-1, added sign dimension 30x30
Removed	CW7-1a, <i>HILL</i>
Modified	CW7-1b to CW7-1a
Modified	CW7-2, CW7-2b, changed to CW7-2P, CW7-2bP
Modified	CW7-3 to CW7-3P, added sign dimension 30x24
Modified	CW7-3a to CW7-3aP, added sign dimension 30x24, 36x30
Modified	CW7-3b, changed to CW7-3bP
Modified	CW7-4b, updated sign detail
Modified	CW7-4d, CW7-4e, CW7-4f, changed to CW7-4dP, CW7-4eP, CW7-4fP
Modified	CW8-1, CW8-2, added sign dimension 30x30
Modified	CW8-3, added sign dimensions 30x30, 48x48
Modified	CW8-4, added sign dimension 30x30
Modified	CW8-4T, changed to CW8-25; added sign dimension 30x30
Modified	CW8-5a, changed to CW8-5aT
Modified	CW8-6, CW8-7, CW8-8, CW8-9, added sign dimension 30x30
Added	CW8-7aT, <i>LOOSE SAND</i>

Removed	CW8-8T, <i>GROOVED PAVEMENT AHEAD</i>
Removed	CW8-8Ta, <i>TEXTURED PAVEMENT AHEAD</i>
Modified	CW8-9a, changed to CW8-9aT
Modified	CW8-11, added sign dimension 30x30 (for construction use only); detailed shown in Section 2 - Warning signs as W8-11
Modified	CW8-12, added sign dimension 30x30 for construction only
Modified	CW8-13T, changed to CW8-18aT; added sign dimension 48x48
Removed	CW8-14, <i>WATER OVER ROAD</i>
Added	CW8-14, <i>FALLEN ROCKS</i>
Removed	W8-15, <i>WATCH FOR WATER ON ROAD</i>
Added	CW8-15, <i>GROOVED PAVEMENT</i>
Added	CW8-15P, <i>Motorcycle</i> (plaque)
Added	CW8-16, <i>METAL BRIDGE ON DECK</i>
Added	CW8-17, <i>Shoulder Drop off</i>
Added	CW8-17P, <i>SHOULDER DROP OFF</i> (plaque)
Added	CW8-18, <i>ROAD MAY FLOOD</i>
Added	CW8-23, <i>NO SHOULDER</i>
Modified	CW9-1, CW9-2, added sign dimension 30x30
Modified	CW10-1a, changed to CW10-1aP
Modified	CW10-10, changed to CW10-10T
Modified	CW10-11a, replaced "&" with " <i>AND</i> "
Modified	CW10-11b, replaced "&" with " <i>AND</i> "
Modified	CW10-13, changed to CW10-13P; added sign dimension 30x24
Modified	CW10-14, changed to CW10-14P; added sign dimension 30x24
Modified	CW10-15, changed to CW10-15P; added sign dimension 30x24
Modified	CW10-14a, changed to CW10-14aP; added sign dimension 30x24
Modified	CW11-10, added sign dimension 30x30
Modified	CW11-11T, changed to CW11-12T
Modified	CW11-12p, changed to CW11-12P, removed sign dimension 30x24
Modified	CW12-1, CW12-2, added sign dimension 30x30
Removed	CW12-2T, <i>XX FT XX IN</i>
Modified	CW12-3T to CW12-2a, removed sign dimensions 66x12, 96x18; updated sign detail.
Modified	CW12-3p, changed to CW12-3TP
Modified	CW12-4, changed to CW12-4T; removed the period
Modified	CW12-5, changed to CW12-5T
Modified	CW13-1, changed to CW13-1P
Modified	CW13-4, changed to CW13-4P
Modified	CW13-5, changed to CW13-5T
Modified	CW16-2, changed to CW16-2P; details only for measurement in <i>FEET</i> ; detailed shown in Section 2 - Warning signs as W16-2P
Added	CW16-2aP, <i>XX FT</i>
Added	CW16-3P, <i>XX MILES (2-line plaque)</i>
Modified	CW16-3a, changed to CW16-3aP; details only for measurement in <i>MILES</i> ; detailed shown in Section 2 - Warning signs as W16-3aP
Modified	CW16-4, changed to CW16-4P; added sign dimension 24x18; detailed shown in Section 2 - Warning signs as W16-4P
Modified	CW16-5pL(R), added sign dimension 30x24
Modified	CW16-7pL(R), added sign dimension 21x15
Modified	CW16-8, changed to CW16-8P

Removed	CW16-9p, <i>AHEAD</i>
Modified	CW17-2, added sign dimension 48x48
Modified	CW19-1, <i>DRAW BRIDGE AHEAD</i> to CW3-6, <i>DRAW BRIDGE</i>
Added	CW19-1, <i>FREEWAY ENDS 1 MILE</i>
Modified	CW19-2, changed to CW8-13T
Modified	CW19-3 (<i>RAMP METERED WHEN FLASHING</i>), changed to CW3-8
Added	CW19-3, <i>FREEWAY ENDS 1 MILE</i>
Modified	CW19-4, changed to CW3-7aT
Modified	CW19-5 (<i>LOOSE SAND</i>), changed to CW8-7aT
Added	CW19-5, <i>ALL TRAFFIC MUST EXIT</i>
Modified	CW19-6, changed to CW17-3T; added sign dimension 30x30
Removed	CW19-10, <i>FALLING ROCK</i>
Modified	CW19-11 to CW17-11T; added sign dimension 48x48
Modified	CW19-12 to CW17-12T; added sign dimension 48x48
Modified	CW19-14 to CW17-14T; added sign dimension 48x48
Modified	CW19-15, changed to CW17-15T
Modified	CW20-1, added sign dimension 30x30
Modified	CW20-2, added sign dimension 30x30
Modified	CW20-3, added sign dimension 30x30
Modified	CW20-4, added sign dimension 30x30
Modified	CW20-5R (L), changed to CW20-5TR (L); added sign dimension 30x30
Added	CW20-5, <i>RIGHT LANE CLOSED AHEAD</i>
Modified	CW20-5C, changed to CW9-3T; added sign dimension 30x30, 36x36
Modified	CW20-5aR (L) (<i>RIGHT/LEFT TWO LANES CLOSED</i>), changed to CW20-5aTR (L); changed legend to "2 RIGHT LANES CLOSED"
Added	CW20-5aR (L), <i>2 RIGHT (LEFT) LANES CLOSED ½ MILE</i> (variable distance message)
Added	CW20-5bTR (L), <i>RIGHT (LEFT) LANE CLOSED</i>
Added	CW20-5dT, <i>CENTER LANE CLOSED</i>
Modified	CW20-6, changed to CW20-6T
Modified	CW22-7, changed to CW20-7a with variable distance message; added sign dimension 30x30
Modified	CW20-7a, changed to CW20-7
Modified	CW20-7b, changed to CW3-4; detailed shown in Section 2 - Warning signs as W3-4
Modified	CW20-8 (<i>NARROW LANES AHEAD</i>), changed to CW20-8T
Added	CW20-8, <i>SLOW</i>
Modified	CW21-1aT, removed sign dimension 18x18
Modified	CW21-1b, changed to CW21-1bT; removed sign dimension 24x24
Modified	<i>INMATE WORK PROGRAM (diamond)</i> , changed to CW29-1T
Modified	<i>INMATE WORK PROGRAM (plaque)</i> , changed to CW29-1TP
Modified	CW21-2, removed sign dimension 24x24
Modified	CW21-4 (<i>TRUCKS ENTERING ROADWAY</i>), changed to CW27-1T
Added	CW21-4, <i>SLOW MOVING VEHICLE</i>
Modified	POWER LINES, changed to CW28-1T
Modified	CW21-5, removed sign dimension 24x24
Modified	W21-5aR(L), changed to CW21-5aR (L)
Added	CW21-5bR (L), <i>RIGHT (LEFT) SHOULDER CLOSED XX FT or AHEAD</i>
Modified	CW21-6D (<i>SURVEY CREW AHEAD</i>), changed to CW21-6TD; removed size 24x24
Modified	CW21-9, changed to CW21-9T
Modified	CW21-10, changed to CW21-10T

Modified	CW21-10a, changed to CW21-10aT
Modified	CW21-10b, changed to CW21-10bT
Modified	CW21-10c, changed to CW21-10cT
Modified	CW21-10d, changed to CW21-10dT
Modified	CW21-17, changed to CW21-17T
Modified	CW21-18, changed to CW21-18T
Modified	CW22-1, added sign dimension 30x30
Added	CW23-2, <i>NEW TRAFFIC PATTERN AHEAD</i>
Added	CW24-1, <i>Double Reverse Curb (1 lane) symbol</i>
Added	CW24-1a, <i>Double Reverse Curb (2 lanes) symbol</i>
Added	CW24-1b, <i>Double Reverse Curb (3 lanes) symbol</i>
Added	CW24-1cP, <i>ALL LANES (plaque)</i>
Added	R1-1, sign dimension 24x24 only
Added	R1-7, <i>WAIT ON STOP</i>
Added	R1-7aT, <i>WAIT ON (Stop)</i>
Added	R1-8, <i>GO ON SLOW</i>
Added	R1-8aT, <i>GO ON (Slow)</i>
Modified	R20-3, changed to R20-3T
Modified	R20-5 & PLAQUE, changed to R20-5T and R20-5aTP
Modified	M4-8, added sign dimensions 12x6
Added	M4-9S, <i>DETOUR</i>
Modified	M4-9AR(L), changed to M4-9TR (L)
Modified	M4-9N, changed to M4-12T
Added	M4-9a, <i>Bicycle/Pedestrian Detour</i>
Added	M4-9b, <i>Pedestrian Detour</i>
Added	M4-9c, <i>Bicycle Detour</i>
Added	M4-14, <i>BEGIN</i>
Modified	M4-15 (<i>TEMPORARY</i>), changed to M4-11TP
Modified	G20-1, changed to G20-1T
Modified	G20-1a, changed to G20-1aT
Modified	G20-1bL(R), changed to G20-1bTL (R)
Modified	G20-2a, changed to G20-2
Modified	G20-2b, changed to G20-2bT
Modified	G20-6, changed to G20-6T
Modified	G20-7, changed to G20-7T
Modified	<i>INMATE WORK PROGRAM (rectangle)</i> , changed to CW29-2T
Modified	G20-9, changed to G20-5aP
Modified	G20-9T, changed to G20-9TP
Modified	E1-1, changed to E5-3
Modified	E5-2f, E5-2g, changed to E5-4aTP, <i>Construction Work Zone Exit Gore Number (plaque)</i> ; sign dimensions changed from 30x18 to 30x24, 48x18 to 48x24; changed green to orange background
Added	E5-4aT, <i>Construction Work Zone Exit Gore</i>

Section 9 – School Signs

Added	S3-1, <i>School Bus Stop Ahead (symbol)</i>
Modified	S3-1, changed to S3-1T; added sign dimensions 48x48
Added	S3-2, <i>SCHOOL BUS TURN AHEAD</i>
Removed	S4-1, <i>8:30 AM TO 5:30 PM</i>

Modified	S4-1a, changed to S4-1P; changed sign dimensions 36x15 to 36x18 and 48X20 to 48x24
Modified	S4-2, changed to S4-2P; changed sign dimensions 36x15 to 36x18 and 48X20 to 48x24
Modified	S4-3, changed to S4-3P
Modified	S4-4, changed to S4-4P; changed sign dimensions 36x15 to 36x18 and 48X20 to 48x24
Added	S4-5, <i>Reduced School Speed Limit Ahead</i> (symbol)
Added	S4-5a, <i>XX MPH SCHOOL ZONE AHEAD</i>
Modified	S4-6, changed to S4-6P; changed sign dimension 36x15 to 36x18
Added	S4-7P, <i>ALL YEAR (plaque)</i>
Modified	S5-2, removed sign dimension 18x24
Modified	S5-2a, changed to S5-2aTP
Added	S5-3, <i>END SCHOOL SPEED LIMIT</i>
Modified	S6-1, changed to S6-1T
Added	SW16-2P, <i>XX FEET (plaque)</i>
Added	SW16-2aP, <i>XX FEET (plaque)</i>
Added	SW16-5P, <i>Turn Arrow (plaque)</i>
Added	SW16-6P, <i>Advance Turn Arrow (plaque)</i>
Modified	SW16-7pL(R), changed to SW16-7PL (R); added sign dimension 21x15
Modified	SW16-9p, changed to SW16-9P; changed sign dimensions from 24x8 to 24x12, 36x12 to 36x24; added sign dimension 30x18; removed sign dimension 48x16
Added	R1-6b, <i>In-Street School Children Crossing</i>

Section 10 – Object Markers/Vertical Panels

Modified	OM-3R (L) and OM-3C, removed 3" minimum and 6" maximum stripe widths.
----------	---

Section 11 – Symbols and Arrows

Modified	Arrow Details for E5-3, E5-3a, E5-4, E5-4a, changed to Arrow Details for E5-1aT, E5-4bT; updated arrow detail
Removed	<i>Various symbols</i>
Added	<i>New symbols</i>
Moved	RG-101 (<i>Automobile</i>) to Symbols and Arrows
Modified	RG-020, changed to RS-012; updated symbol
Modified	RG-030, changed to RS-009; updated symbol
Modified	RG-040, changed to RS-011; updated symbol
Modified	RG-050, changed to RS-013; updated symbol
Modified	RG-060, changed to RS-141; updated symbol
Modified	RG-070, changed to RS-008; updated symbol
Removed	RG-080, <i>Firearms</i>
Modified	RG-090, changed to RS-010; updated symbol
Removed	RG-100, <i>Information</i>
Modified	RG-110, changed to RS-017; updated symbol
Modified	RG-120, changed to RS-007; updated symbol
Modified	RG-130, changed to RS-086 with a new symbol
Modified	RG-140, changed to RS-006; updated symbol
Removed	RG-150, <i>Ped Xing</i>
Modified	RG-160, changed to RS-080; updated symbol
Modified	RG-170, changed to RS-015; updated symbol
Modified	RG-180, changed to RS-002; updated symbol
Removed	RG-190, <i>Truck</i>
Modified	RG-200, changed to RS-005; updated symbol


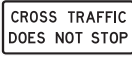























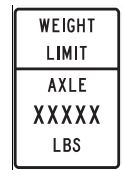
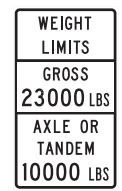

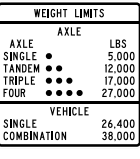




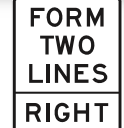






























Removed	RG-240, <i>Dog</i>
Modified	RG-260, changed to RS-115; updated symbol
Moved	RM-010 (<i>Camping-Tent</i>) to Symbols and Arrows
Modified	RM-020, changed to RS-040 with a new symbol
Removed	RM-030, <i>Ferry</i>
Modified	RM-040, changed to RS-024; updated symbol
Moved	RM-050 (<i>Food</i>) to Symbols and Arrows
Moved	RM-060 (<i>Gas</i>) to Symbols and Arrows
Modified	RM-070, changed to RS-020; updated symbol
Moved	RM-080 (<i>Handicapped</i>) to Symbols and Arrows
Moved	RM-090 (<i>Lodging</i>) to Symbols and Arrows
Modified	RM-100, changed to RS-027; updated symbol
Modified	RM-110, changed to RS-026; updated symbol
Modified	RM-120, changed to RS-044; updated symbol
Modified	RM-130, changed to RS-039; updated symbol
Modified	RM-140, changed to RS-022; updated symbol
Removed	RM-150, <i>Telephone</i>
Modified	RM-160, changed to RS-041 with a new symbol
Modified	RM-170, changed to RS-036; updated symbol
Modified	RM-200, changed to RS-104; updated symbol
Removed	RM-210, <i>Group Camping</i>
Removed	RM-220, <i>Group Picnicking</i>
Moved	RA-010 (<i>Airport</i>) to Symbols and Arrows
Modified	RA-020, changed to RS-031 with a new symbol
Modified	RA-030, changed to RS-042; updated symbol
Removed	RA-040, <i>Elevator</i>
Modified	RA-050, changed to RS-045; updated symbol
Modified	RA-060, changed to RS-085; updated symbol
Modified	RA-070, changed to RS-030; updated symbol
Modified	RA-080, changed to RS-034; updated symbol
Modified	RA-090, changed to RS-021; updated symbol
Modified	RA-100, changed to RS-023; updated symbol
Modified	RA-110, changed to RS-037; updated symbol
Modified	RA-120, changed to RS-043; updated symbol
Modified	RA-130, changed to RS-035; updated symbol
Removed	RA-150, <i>Family Rest Room</i>
Removed	RA-160, <i>Helicopter</i>
Modified	RL-010, changed to RS-070; updated symbol
Modified	RL-020, changed to RS-082; updated symbol
Modified	RL-030, changed to RS-081; updated symbol
Removed	RL-040, <i>Hunting</i>
Moved	RL-050 (<i>Playground</i>) to Symbols and Arrows
Modified	RL-060, changed to RS-083; updated symbol
Modified	RL-070, changed to RS-084; updated symbol
Modified	RL-080, changed to RS-073; updated symbol
Moved	RL-090 (<i>Bicycle</i>) to Symbols and Arrows
Modified	RL-100, changed to RS-068; updated symbol
Modified	RL-110, changed to RS-064 with a new symbol
Modified	RL-120, changed to RS-113; updated symbol

Modified	RL-130, changed to RS-124; updated symbol
Modified	RL-140, changed to RS-067; updated symbol
Modified	RL-150, changed to RS-300T; updated symbol
Modified	RL-160, changed to RS-071; updated symbol
Modified	RL-170, changed to RS-095; updated symbol
Modified	RL-190, changed to RS-116; updated symbol
Modified	RL-210, changed to RS-126; updated symbol
Modified	RW-010, changed to RS-087; updated symbol
Modified	RW-020, changed to RS-079; updated symbol
Modified	RW-030, changed to RS-062; updated symbol
Modified	RW-040, changed to RS-060; updated symbol
Modified	RW-050, changed to RS-063; updated symbol
Modified	RW-060, changed to RS-053; updated symbol
Modified	RW-070, changed to RS-055; updated symbol
Modified	RW-080, changed to RS-054; updated symbol
Modified	RW-090, changed to RS-057; updated symbol
Modified	RW-100, changed to RS-056; updated symbol
Modified	RW-110, changed to RS-058; updated symbol
Modified	RW-120, changed to RS-059; updated symbol
Modified	RW-130, changed to RS-061; updated symbol
Modified	RW-140, changed to RS-088; updated symbol
Modified	RW-160, changed to RS-119; updated symbol
Modified	RW-170, changed to RS-117; updated symbol
Modified	RW-190, changed to RS-118; updated symbol
Modified	RW-210, changed to RS-108; updated symbol
Modified	RS-010, changed to RS-050; updated symbol
Modified	RS-020, changed to RS-048; updated symbol
Removed	RS-030, <i>Skiing (Bobbing)</i>
Modified	RS-040, changed to RS-046; updated symbol
Modified	RS-050, changed to RS-047; updated symbol
Modified	RS-060, changed to RS-049; updated symbol
Modified	RS-070, changed to RS-052 with a new symbol
Modified	RS-080, changed to RS-078; updated symbol
Modified	RS-090, changed to RS-077; updated symbol
Modified	RS-100, changed to RS-105; updated symbol
Added	RS-076, <i>Wildlife Viewing</i>
Added	RS-089, <i>Fish Ladder</i>
Added	RS-090, <i>Fire Extinguisher</i>
Added	RS-091, <i>Trash Dumpster</i>
Added	RS-092, <i>Ice Fishing</i>
Added	RS-093, <i>Fish Cleaning</i>
Added	RS-094, <i>Lifejackets</i>
Added	RS-096, <i>Baseball</i>
Added	RS-097, <i>Exercise/Fitness</i>
Added	RS-098, <i>Skateboarding</i>
Added	RS-099, <i>Rattlesnakes</i>
Added	RS-101, <i>Cans or Bottles</i>
Added	RS-102, <i>Snack Bar</i>
Added	RS-103, <i>Radios</i>

Added	RS-106, <i>Seal Viewing</i>
Added	RS-107, <i>Whale Viewing</i>
Added	RS-109, <i>Theater</i>
Added	RS-111, <i>Strollers</i>
Added	RS-112, <i>Firewood Cutting</i>
Added	RS-114, <i>Radiator Water</i>
Added	RS-120, <i>Wood Gathering</i>
Added	RS-121, <i>Jet Ski/Personal Watercraft</i>
Added	RS-122, <i>Walk on Boardwalk</i>
Added	RS-123, <i>Stay on Trail</i>
Added	RS-125, <i>In-Line Skating</i>
Added	RS-127, <i>Snowboarding</i>
Added	RS-128, <i>Golfing</i>
Added	RS-129, <i>Tennis</i>
Added	RS-137, <i>Baby Changing Station (Men's Room)</i>
Added	RS-138, <i>Baby Changing Station (Women's Room)</i>
Added	RS-140, <i>Pick-Up Trucks</i>
Added	RS-142, <i>Cultural Interest Area</i>
Added	RS-143, <i>Dog Sledding</i>
Added	RS-144, <i>Snow Tubing</i>
Added	RS-145, <i>Beach</i>
Added	RS-146, <i>Rafting</i>
Added	RS-147, <i>Boat Motor</i>
Added	RS-148, <i>Walk-In Camp</i>
Added	RS-149, <i>Corral</i>
Added	RS-150, <i>Electrical Hook-Up</i>
Added	RS-200, <i>Recycling</i>

Section 12 – Pavement Markings

Added	Various words
Added	<i>Hurricane (symbol)</i>
Added	Straight Arrow

REMOVED SIGNS-2012							
							
R1-3	R1-5b	R2-2	R2-2a	R2-3	R2-6	R2-6a	R2-6c
							
R3-4a	R4-3c	R4-3d	R4-5	R4-6	R7-8b	R7-10DBL(R,L)	R10-2
							
R10-3	R10-3aL(R)	R10-4	R10-4aR(L)	R10-15	R10-18	R10-19	USE LOW BEAM
							
R10-21	R12-2Ta	R12-4Tb	R12-4Tc	WEIGHT LIMITS	R12-5	R19-2	R19-9
							
R20-2L (R)	R20-2aR (L)	W1-15TR(L)	W2-1aR(L)	W2-6p	W3-1a	W3-1p	W3-2a
							
W3-2p	W3-3a	W6-4a	W7-1a	W7-5a	W8-8T	W8-8Ta	W8-14
							
W8-15	W12-2T	W19-8	W19-10	ACCIDENT AHEAD	M4-11	M4-12	M4-13
							
M7-1G	M7-2G	M7-3GR(L)	M7-4GR(L)	M7-5G	M7-6GR(L)	M7-7GR(L)	D3-1T

REMOVED SIGNS-2012 (Continued)							
D9-1a	D9-1b	D9-6p	D12-1	Plaque	Plaque	I-4	I-9
I-10	D42	D-48T	D-49T	D-50T	D-51T	D65/Plaque	INTNL Birding Corridor
Coastal Birding Trail	Panhandle Wildlife Trail	Hot Wildlife Trail	TxDOT LOGO	E1-5La	E90-9	CW3-1a	CW3-1p
CW3-2a	CW3-2p	CW3-3a	CW6-4a	CW7-1a	CW8-8T	CW8-8Ta	CW12-2T
W16-9p	W19-10	S4-1	RG-080	RG-100	RG-150	RG-190	RG-240
RM-030	RM-210	RM-220	RA-010	RA-040	RA-150	RL-040	RS-030

2012 Edition – Revision 1

Section 1 - Regulatory Signs

<i>*Modified</i>	<i>R2-1, SPEED LIMIT</i>
<i>*Modified</i>	<i>R2-5P, UNLESS OTHERWISE POSTED</i>
<i>Modified</i>	<i>R3-1a, NO RIGHT TURN ACROSS TRACKS; corrected the radius</i>
<i>Modified</i>	<i>R3-2a, NO LEFT TURN ACROSS TRACKS; corrected text length and radius</i>
<i>Modified</i>	<i>R3-8 LS, Lane Assignment; added radius and border details</i>
<i>Modified</i>	<i>R3-9cP, BEGIN; added text length</i>
<i>Modified</i>	<i>R3-9dP, END; corrected font type and added text length</i>
<i>Modified</i>	<i>R3-9f, REVERSIBLE LANE CONTROL (POST-MOUNTED); corrected text length</i>
<i>Modified</i>	<i>R3-17, Bike Lane (SYMBOL); corrected text size</i>
<i>Modified</i>	<i>R3-17aP, AHEAD; corrected text label and interline spacing</i>
<i>Modified</i>	<i>R3-17bP, ENDS; added sign details</i>
<i>Modified</i>	<i>R3-24a, U AND LEFT TURNS; corrected arrow height and spacing to border edge</i>
<i>Modified</i>	<i>R4-2, PASS WITH CARE; corrected to match federal detail</i>
<i>Modified</i>	<i>R4-5aT, NO TRUCKS LEFT LANE; added truck lane reference</i>
<i>Modified</i>	<i>R4-8c, Narrow Keep Left; corrected median dimensions</i>
<i>Modified</i>	<i>R4-12, SLOW VEHICLES WITH 5 OR MORE FOLLOWING VEHICLES MUST USE TURN-OUT; corrected text lengths</i>
<i>Modified</i>	<i>R4-17, DO NOT DRIVE ON SHOULDER; corrected interline spacing</i>
<i>Modified</i>	<i>R4-18, DO NOT PASS ON SHOULDER; corrected interline spacing</i>
<i>Modified</i>	<i>R5-5, NO VEHICLES WITH LUGS; corrected border indent</i>
<i>Modified</i>	<i>R5-6, No Bicycles; corrected outer radius</i>
<i>*Modified</i>	<i>R6-4, R6-4a, R6-4b, Chevron</i>
<i>Modified</i>	<i>R7-11T, PARALLEL PARKING; corrected letter height and interline spacing</i>
<i>*Modified</i>	<i>R7-20, Fee Station</i>
<i>*Modified</i>	<i>R7-21, HOURLY PARKING</i>
<i>*Modified</i>	<i>R7-21a, HOURLY PARKING</i>
<i>*Modified</i>	<i>R7-22, PARKING</i>
<i>*Modified</i>	<i>R7-23, PARKING</i>
<i>*Modified</i>	<i>R7-23a, PARKING</i>
<i>Added</i>	<i>R7-111, NO PARKING EXCEPT ELECTRIC VEHICLES; refer to TxDOT memo to all District Engineers signed July 10, 2013</i>
<i>Added</i>	<i>R7-111a, NO PARKING XAM-XPM EXCEPT ELECTRIC VEHICLES; refer to TxDOT memo to all District Engineers signed July 10, 2013</i>
<i>Added</i>	<i>R7-112, 2 HR PARKING ELECTRIC VEHICLES ONLY; refer to TxDOT memo to all District Engineers signed July 10, 2013</i>
<i>Added</i>	<i>R7-112a, 2 HR PARKING ELECTRIC VEHICLES ONLY XAM-X:XXPM; refer to TxDOT memo to all District Engineers signed July 10, 2013</i>
<i>Added</i>	<i>R7-112b, 2 HR PARKING ELECTRIC VEHICLES ONLY XAM-X:XXPM MON-SAT; refer to TxDOT memo to all District Engineers signed July 10, 2013</i>
<i>Added</i>	<i>R7-113, NO PARKING EXCEPT WHILE CHARGING; refer to TxDOT memo to all District Engineers signed July 10, 2013</i>
<i>Added</i>	<i>R7-113aP, VEHICLE MUST BE PLUGGED IN; refer to TxDOT memo to all District Engineers signed July 10, 2013</i>
<i>Added</i>	<i>R7-113bP, VACATE STALL WHEN CHARGING COMPLETED; refer to TxDOT memo to all District Engineers signed July 10, 2013</i>

<i>Added</i>	<i>R7-114, 2 HR PARKING VEHICLE CHARGING ONLY; refer to TxDOT memo to all District Engineers signed July 10, 2013</i>
<i>Added</i>	<i>R7-114a, 45 MIN VEHICLE CHARGING ONLY XAM-XXPM; refer to TxDOT memo to all District Engineers signed July 10, 2013</i>
<i>Added</i>	<i>R7-114b, 45 MIN VEHICLE CHARGING ONLY XAM-XXPM MON-FRI; refer to TxDOT memo to all District Engineers signed July 10, 2013</i>
<i>Modified</i>	<i>R8-3, No Parking; corrected spacing to border edge</i>
<i>Modified</i>	<i>R8-3iTP, ON SHOULDER; corrected letter height</i>
<i>Modified</i>	<i>R8-4, EMERGENCY PARKING ONLY; corrected border width, indent and radius to match federal detail</i>
<i>Modified</i>	<i>R8-7, EMERGENCY STOPPING ONLY; corrected border width, indent and radius to match federal detail</i>
<i>*Modified</i>	<i>R10-3e, COUNT-DOWN PEDESTRIAN</i>
<i>*Modified</i>	<i>R10-3f, PUSH BUTTON EDUCATIONAL - STREET NAME</i>
<i>*Modified</i>	<i>R10-3g, PUSH BUTTON EDUCATIONAL - STREET NAME</i>
<i>*Modified</i>	<i>R10-3h, PUSH BUTTON EDUCATIONAL - STREET NAME (TWO-STAGE CROSSING)</i>
<i>*Modified</i>	<i>R8-10a, STOP HERE WHEN FLASHING</i>
<i>Modified</i>	<i>R10-6, STOP HERE ON RED; added additional arrow detail</i>
<i>*Modified</i>	<i>R10-11d, NO TURN ON RED FROM THIS LANE</i>
<i>Added</i>	<i>R10-14b, STOP HERE ON FLASHING RED</i>
<i>Modified</i>	<i>R10-17a, RIGHT ON RED ARROW AFTER STOP; changed overall size dimensions from 36x48 to 30x36</i>
<i>*Modified</i>	<i>R10-20aP, DAY(S) AND TIMES; removed sign dimensions 30x24, 48x36 for 2 line, removed sign dimensions 30x30, 48x48 for 3 line</i>
<i>Modified</i>	<i>R10-22, TO REQUEST GREEN WAIT ON SYMBOL; corrected symbol height</i>
<i>Modified</i>	<i>R10-30, RIGHT TURN ON RED MUST YIELD TO U TURN; removed hyphen</i>
<i>Modified</i>	<i>R12-2bT, R12-2cT, corrected the font type for legend "LBS"</i>
<i>Added</i>	<i>R12-4bT, WEIGHT LIMITS</i>
<i>Added</i>	<i>R12-4cT, WEIGHT LIMITS</i>
<i>Modified</i>	<i>R14-2, HAZARDOUS MATERIALS; corrected letter height and spacing to border edge</i>
<i>Modified</i>	<i>R14-3, HAZARDOUS MATERIAL PROHIBITION; corrected letter height and spacing to border edge</i>
<i>Modified</i>	<i>R19-6aT, DON'T MESS WITH TEXAS; added trademark symbol</i>
<i>Modified</i>	<i>R25-1T, Firearms Prohibited; added spacing to border edge and prohibition circle radius</i>

Section 2 - Warning Signs

<i>Modified</i>	<i>W1-7T, Large Arrow; added radius for 96x36</i>
<i>Modified</i>	<i>W1-9T, Large Arrow; added radius for 96x36</i>
<i>*Modified</i>	<i>W1-10a, Intersection in Curve</i>
<i>*Modified</i>	<i>W1-10b, Intersection in Curve</i>
<i>*Modified</i>	<i>W1-10c, Intersection in Curve</i>
<i>*Modified</i>	<i>W1-10d, Intersection in Curve</i>
<i>*Modified</i>	<i>W1-10e, Intersection in Curve</i>
<i>Modified</i>	<i>W2-7L, Offset Side Road; corrected symbol dimensions</i>
<i>Modified</i>	<i>W2-7R, Offset Side Road; corrected symbol dimensions</i>
<i>Modified</i>	<i>W3-5, Reduced Speed Limit Ahead; corrected border width and indent</i>
<i>*Modified</i>	<i>W3-6, DRAW BRIDGE</i>
<i>*Modified</i>	<i>W3-7, RAMP METER AHEAD</i>

<i>Modified</i>	<i>W4-1aT, THRU TRAFFIC MERGE LEFT; removed text length dimensions</i>
<i>Modified</i>	<i>W4-6, Entering Roadway Added Lane; added sign dimension 30x30 (for construction use)</i>
<i>*Modified</i>	<i>W5-2, NARROW BRIDGE</i>
<i>*Modified</i>	<i>W8-3, PAVEMENT ENDS</i>
<i>*Modified</i>	<i>W8-4, SOFT SHOULDER</i>
<i>*Modified</i>	<i>W8-5aP, ICE</i>
<i>*Modified</i>	<i>W8-5bP, STEEL DECK</i>
<i>*Modified</i>	<i>W8-10, Bicycle Surface Condition</i>
<i>Removed</i>	<i>W8-13T, WATCH FOR ICE ON BRIDGE</i>
<i>Added</i>	<i>W8-13aT, BRIDGE MAY ICE IN COLD WEATHER</i>
<i>*Modified</i>	<i>W8-15, GROOVED PAVEMENT</i>
<i>*Modified</i>	<i>W8-18, ROAD MAY FLOOD</i>
<i>*Modified</i>	<i>W8-19, FLOOD GAUGE</i>
<i>*Modified</i>	<i>W8-22, FOG AREA</i>
<i>*Modified</i>	<i>W10-7, LIGHT RAIL ACTIVATED BLANK-OUT</i>
<i>*Modified</i>	<i>W10-9, NO TRAIN HORN</i>
<i>*Modified</i>	<i>W10-9P, NO TRAIN HORN</i>
<i>*Modified</i>	<i>W10-13P, NO GATES OR LIGHTS</i>
<i>*Modified</i>	<i>W10-14P, NEXT CROSSING</i>
<i>*Modified</i>	<i>W10-14aP, USE NEXT CROSSING</i>
<i>*Modified</i>	<i>W10-15P, ROUGH CROSSING</i>
<i>Modified</i>	<i>W11-5a, Farm Vehicle; corrected symbol width callout</i>
<i>*Modified</i>	<i>W11-6, Snowmobile</i>
<i>Modified</i>	<i>W11-15a, TRAIL CROSSING; corrected label callout for border width and indent</i>
<i>Removed</i>	<i>W11-20, ELK</i>
<i>Removed</i>	<i>W11-21, MOOSE</i>
<i>*Modified</i>	<i>W12-2, Low Clearance</i>
<i>Modified</i>	<i>W12-2a, Low Clearance; added sign details for sign sizes 66x12 and 96x18 – corrected online before revision 1</i>
<i>Modified</i>	<i>W12-4T, LOW CLEARANCE XX MILES AHEAD; changed “LOADS OVER XX FT HIGH” to “LOADS OVER XX FT XX IN”</i>
<i>Modified</i>	<i>W13-5T, Advisory Curve Speed; corrected width of legend for 24x30</i>
<i>*Modified</i>	<i>W13-6, Combination Horizontal Alignment/Advisory Exit Speed</i>
<i>*Modified</i>	<i>W13-7, Combination Horizontal Alignment/Advisory Ramp Speed</i>
<i>*Modified</i>	<i>W14-1, DEAD END</i>
<i>*Modified</i>	<i>W14-1a, DEAD END</i>
<i>*Modified</i>	<i>W14-2, NO OUTLET</i>
<i>*Modified</i>	<i>W14-2a, NO OUTLET</i>
<i>Modified</i>	<i>W16-2aP, XXX FT; changed size 30x18 to 30x12</i>
<i>*Modified</i>	<i>W17-1, SPEED HUMP</i>
<i>Modified</i>	<i>W17-2T, RUMBLE STRIPS AHEAD; corrected interline spacing</i>
<i>Modified</i>	<i>W18-1, NO TRAFFIC SIGNS; changed to match federal details</i>
<i>*Modified</i>	<i>W19-1, FREEWAY ENDS 1 MILE</i>
<i>*Modified</i>	<i>W19-5, ALL TRAFFIC MUST EXIT</i>
<i>Modified</i>	<i>W25-1, ONCOMING TRAFFIC HAS EXTENDED GREEN; corrected border width and indent</i>
<i>Modified</i>	<i>W25-2, ONCOMING TRAFFIC MAY HAVE EXTENDED GREEN; corrected border width and indent</i>

Section 3 – Small Guide Signs

<i>Modified</i>	<i>M1-1, Interstate Route for Guide sign use, added sign dimensions 24x24 and 30x24</i>
<i>Modified</i>	<i>M1-4, U.S. Route Marker; corrected spacing to border edge</i>
<i>Modified</i>	<i>M1-6RR, Texas Ranch Road; corrected spacing</i>
<i>Modified</i>	<i>M1-7, Forest Route; corrected interline spacing</i>
<i>Modified</i>	<i>M1-8a, Bicycle Route; corrected radius designation</i>
<i>Modified</i>	<i>M1-9, Bicycle Route; corrected spacing</i>
<i>Modified</i>	<i>M2-1, JCT; corrected radius</i>
<i>*Modified</i>	<i>M3-1, NORTH; corrected spacing and text length to match federal</i>
<i>*Modified</i>	<i>M3-2, EAST; corrected spacing and text length to match federal</i>
<i>*Modified</i>	<i>M3-3, SOUTH; corrected spacing and text length to match federal</i>
<i>*Modified</i>	<i>M3-4, WEST; corrected spacing and text length to match federal</i>
<i>Modified</i>	<i>M4-1, ALTERNATE; corrected letter font</i>
<i>Modified</i>	<i>M4-2G, BY-PASS; corrected border width</i>
<i>*Modified</i>	<i>M5-1, Advance Turn Arrow Auxiliary; corrected radius and border width</i>
<i>*Modified</i>	<i>M5-2, Advance Turn Arrow Auxiliary; corrected radius and border width</i>
<i>Modified</i>	<i>M5-5, CENTER LANE; corrected letter font and spacing</i>
<i>Modified</i>	<i>M6-1, M6-2, M6-2a, M6-3, M6-4, Directional Arrow Auxiliary; various corrections</i>
<i>Modified</i>	<i>M6-5, M6-6, M6-7, Directional Arrow Auxiliary; various corrections</i>
<i>Modified</i>	<i>D1-1, Destination (1 line); various corrections</i>
<i>*Modified</i>	<i>D1-1b, Bicycle Destination; corrected radius and border width</i>
<i>Modified</i>	<i>D1-2, Destination (2 lines); various corrections</i>
<i>Modified</i>	<i>D1-3, Destination (3 lines); various corrections</i>
<i>Modified</i>	<i>D2-1, Distance (1 line); corrected lateral spacing</i>
<i>Modified</i>	<i>D2-2, Distance (2 lines); corrected lateral spacing</i>
<i>Modified</i>	<i>D2-3, Distance (3 lines); corrected lateral spacing and border width</i>
<i>Modified</i>	<i>D3-1, Street Name; corrected radius</i>
<i>Modified</i>	<i>D3-1G, Street Name (Ground Mount and Overhead); various corrections</i>
<i>Modified</i>	<i>D3-2, Advance Street Name; various corrections</i>
<i>Added</i>	<i>D3-3T, CR XXXXXX</i>
<i>Removed</i>	<i>D3-3aT, Cemetery per “Removal of Unnecessary Signs” TxDOT memo dated 6/4/13</i>
<i>Removed</i>	<i>D3-3bT, Cemetery per “Removal of Unnecessary Signs” TxDOT memo dated 6/4/13</i>
<i>Added</i>	<i>D3-4T, County Road Name</i>
<i>Added</i>	<i>D3-4aT, County Road Name</i>
<i>Modified</i>	<i>D4-1, Parking Area; various corrections</i>
<i>*Modified</i>	<i>D5-5, REST AREA</i>
<i>Modified</i>	<i>D5-5aTP, Arrow; corrected arrow length and border width</i>
<i>Modified</i>	<i>D7-1T, Park; corrected lateral spacing</i>
<i>Modified</i>	<i>D7-2T, Park; corrected lateral spacing</i>
<i>Modified</i>	<i>D7-3T, Park; corrected lateral spacing</i>
<i>Modified</i>	<i>D8-1T, D8-1aT, CMV INSPECTION STATION; removed sign details for 60” width signs</i>
<i>Modified</i>	<i>D8-1bT, CMV STATION; removed sign details for 48” width sign</i>
<i>Modified</i>	<i>D8-2aT, INSPECTION STATION ½ MILE; corrected callout designation</i>
<i>Modified</i>	<i>D9-4, Litter Container; corrected sign width</i>
<i>Modified,</i>	<i>D9-6, Handicapped; corrected symbol height</i>
<i>Modified</i>	<i>D10-1a, D10-2a, D10-3a, Intermediate Reference Location; corrected sign height</i>

<i>Modified</i>	<i>D10-5, Intermediate Enhanced Reference Location; corrected interline spacing</i>
<i>Modified</i>	<i>D12-5, TRAVEL INFO CALL 511; corrected sign width and symbol height</i>
<i>Removed</i>	<i>D13-1, D13-2, CROSSOVER per "Removal of Unnecessary Signs" TxDOT memo dated 6/4/13</i>
<i>Modified</i>	<i>D13-3a, FREEWAY ENTRANCE; corrected spacing to border edge</i>
<i>Removed</i>	<i>D22-1T, POST OFFICE per "Removal of Unnecessary Signs" TxDOT memo dated 6/4/13</i>
<i>Modified</i>	<i>D23-1T, US/State Representative; corrected lateral spacing and spacing to border edge</i>
<i>Added</i>	<i>D26-1T, Texas Dept of Public Safety</i>
<i>Added</i>	<i>D26-2T, Texas Dept of Public Safety Driver License</i>
<i>Added</i>	<i>D26-3T, Tx Dept of State Health Services</i>
<i>Added</i>	<i>D26-4T, Tx Dept of Aging & Disability Services</i>
<i>Added</i>	<i>D26-5T, Tx Dept of Family & Protective Services</i>
<i>Added</i>	<i>D26-6T, Tx Dept of Assistive & Rehabilitative Services</i>
<i>Added</i>	<i>D26-7T, Tx Health & Human Services Offices</i>
<i>Modified</i>	<i>I-2, Texas STATE LINE; corrected sign width</i>
<i>Modified</i>	<i>I-2aT, Austin CITY LIMIT; corrected spacing to border edge</i>
<i>Modified</i>	<i>I-2T, Welcome to Texas; various corrections</i>
<i>Modified</i>	<i>I-12, Light Rail Station; corrected symbol size</i>

Section 4 – Large Guide Signs

<i>Added</i>	<i>Minimum letter and numeral sizes for advance guide and exit directions signs table</i>
<i>Added</i>	<i>NEXT EXITS Sign</i>
<i>Modified</i>	<i>E1-5bP, LEFT EXIT NUMBER plaque; removed sign dimensions 96x54, 114x54 and 156x54; added sign dimensions 78x54, 84x54, 90x54, 102x54, 108x54 and 120x54.</i>
<i>Modified</i>	<i>E1-5P, EXIT NUMBER plaque; added sign dimensions 84x30, 96x30, 114x30, 132x30.</i>
<i>Modified</i>	<i>E1-5TP, EXIT NUMBER plaque; removed sign dimension 108x36; added 66x36, 72x36 and 96x36.</i>
<i>Removed</i>	<i>E5-1bP, Exit Gore Number plaque</i>
<i>Removed</i>	<i>E5-1a, Exit Gore Number</i>
<i>*Modified</i>	<i>E13-1P, Exit Gore Advisory Speed plaque</i>
<i>Modified</i>	<i>E13-2, Exit Direction Advisory Speed; corrected the radius</i>

Section 5 - Toll Road Signs

<i>*Modified</i>	<i>R3-28, Toll Rate</i>
<i>*Modified</i>	<i>R3-30P, TAKE TICKET</i>
<i>Modified</i>	<i>R90-1T, TOLL ROAD BEGINS 1 MILE; corrected text width</i>
<i>Modified</i>	<i>R90-2aT, Toll Rate Schedule; corrected interline spacing</i>
<i>Modified</i>	<i>R91-1TP, TxTAG; corrected text height and star symbol height</i>
<i>*Modified</i>	<i>W9-6, PAY TOLL 1 MILE CAR 75¢</i>
<i>*Modified</i>	<i>W9-6P, PAY TOLL 1 MILE CAR 75¢</i>
<i>*Modified</i>	<i>W9-6a, STOP AHEAD PAY TOLL CARS 75¢</i>
<i>*Modified</i>	<i>W9-6aP, STOP AHEAD PAY TOLL CARS 75¢</i>
<i>Removed</i>	<i>W90-10T, TOLL RAMP</i>
<i>Removed</i>	<i>W90-12T, TOLL LANE</i>
<i>Removed</i>	<i>W90-13T, TOLL EXIT</i>
<i>Removed</i>	<i>W90-14T, TOLL EXITS</i>
<i>Modified</i>	<i>E90-4aT, FULL SERVICE WIDE LOAD; corrected interline spacing</i>

Section 6 – Preferential and Managed Lane Signs

<i>Modified</i>	<i>R3-11, HOV 2+ ONLY X:XXAM-X:XXPM MON-FRI; corrected interline spacing for 30x42</i>
<i>Modified</i>	<i>R3-11a, HOV 2+ ONLY 6:30 AM - 9:30 AM MON-FRI, corrected legend width for 36x60</i>
<i>*Modified</i>	<i>R3-11P, MOTORCYCLES ALLOWED</i>
<i>Modified</i>	<i>R3-11c, HOV 2+ ONLY 24 HOURS; corrected spacing</i>
<i>*Modified</i>	<i>R3-12, HOV 2+ LANE AHEAD</i>
<i>*Modified</i>	<i>R3-12a, HOV LANE ENDS</i>
<i>*Modified</i>	<i>R3-12b, HOV LANE ENDS ½ MILE</i>
<i>*Modified</i>	<i>R3-12c, HOV RESTRICTION ENDS</i>
<i>*Modified</i>	<i>R3-12d, HOV RESTRICTION ENDS ½ MILE</i>
<i>*Modified</i>	<i>R3-12e, HOV 2+ ONLY ½ MILE</i>
<i>Modified</i>	<i>R3-12h, BUS LANE ENDS ½ MILE; corrected font detail, radius and indent</i>
<i>Modified</i>	<i>R3-14bT, HOV 2+ ↓; corrected interline spacing</i>
<i>*Modified</i>	<i>R3-14c, BUSES-TAXIS ONLY XAM-XAM MON-FRI, removed sign dimension 168x102</i>
<i>*Modified</i>	<i>R3-15, HOV 2+ LANE AHEAD</i>
<i>*Modified</i>	<i>R3-15b, HOV LANE ENDS</i>
<i>*Modified</i>	<i>R3-15c, HOV RESTRICTION ENDS</i>
<i>*Modified</i>	<i>R3-42aT, EXPRESS LANE ENDS ½ MILE</i>
<i>Modified</i>	<i>R3-45, EXPRESS LANE ENDS; corrected to reflect new federal detail and added sign dimension 138x90</i>
<i>Modified</i>	<i>R3-45a, EXPRESS RESTRICTION ENDS; corrected to reflect new federal detail and added sign dimension 138x90</i>
<i>Modified</i>	<i>R3-48T, R3-48aT, changed the DMS size from 72x24 to 90x26 to allow for 18" letters, increasing the sign height</i>
<i>Modified</i>	<i>R3-50T, R3-50aT, changed the DMS size from 72x24 to 90x26 to allow for 18" letters, increasing the sign height</i>
<i>Removed</i>	<i>R3-51T, TOLL LANE ENDS</i>
<i>Removed</i>	<i>R3-51aT, TOLL LANE ENDS 1/2 MILE</i>
<i>Modified</i>	<i>W4-1L (MODIFIED), HOV Merge (Symbol); corrected arrow height</i>
<i>Modified</i>	<i>E8-2T, HOV LANE ENTRANCE; corrected diamond symbol width, added sign-nomenclature to the banner</i>
<i>Modified</i>	<i>E8-3T, HOV LANE ENTRANCE 1 MILE; corrected diamond symbol width, added sign-nomenclature to the banner</i>
<i>Added</i>	<i>M90-4T, EXPRESS SH TOLL</i>
<i>Added</i>	<i>M90-5T, EXPRESS US TOLL</i>
<i>Added</i>	<i>M90-6T, EXPRESS IH TOLL</i>
<i>Added</i>	<i>Sample signs of Overhead Managed Lanes signs</i>

Section 7 – Emergency Management Signs

<i>Removed</i>	<i>EM-1T (36 DIA), HURRICANE EVACUATION ROUTE</i>
<i>Modified</i>	<i>EM-1aT, EVACUATION ROUTE; changed from a circle to square sign</i>
<i>Modified</i>	<i>EM-6a, MEDICAL CENTER; corrected radius</i>
<i>Modified</i>	<i>EM-6d, DECONTAMINATION CENTER; corrected radius and legend font</i>
<i>Modified</i>	<i>EM-7b, HURRICANE SHELTER; corrected radius</i>
<i>Modified</i>	<i>EM-7d, CHEMICAL SHELTER; corrected radius</i>

Section 8 - Construction Signs

<i>*Modified</i>	<i>CW8-24, STEEL PLATE AHEAD</i>
<i>Modified</i>	<i>CW16-2aP XXX FT, change size 30x18 to 30x12</i>
<i>*Modified</i>	<i>CW20-2D, DETOUR AHEAD</i>
<i>*Modified</i>	<i>CW20-3D, ROAD CLOSED AHEAD</i>
<i>*Modified</i>	<i>CW20-4D, ONE LANE ROAD AHEAD</i>
<i>Modified</i>	<i>CW20-5dT, CENTER LANE CLOSED; corrected spacing</i>
<i>Added</i>	<i>CW20-5eT, 2 RIGHT (LEFT) LANES CLOSED</i>
<i>Modified</i>	<i>CW20-8T NARROW LANES AHEAD; corrected the radius, indent and width</i>
<i>*Modified</i>	<i>CW22-1D, BLASTING ZONE AHEAD</i>
<i>Modified</i>	<i>CW22-2, TURN OFF 2-WAY RADIO AND CELL PHONE; corrected width from 48 to 42</i>
<i>*Modified</i>	<i>CW22-3, END BLASTING ZONE;</i>
<i>Modified</i>	<i>CW23-2, NEW TRAFFIC PATTERN AHEAD; corrected radius</i>
<i>Modified</i>	<i>G20-1T, ROAD WORK NEXT X MILES; corrected spacing</i>
<i>Modified</i>	<i>G20-2, END ROAD WORK; corrected text designation and spacing; added additional details</i>
<i>Modified</i>	<i>G20-2bT, END WORK ZONE; corrected text designation and spacing; added additional details</i>
<i>Modified</i>	<i>G20-5T, BEGIN ROAD WORK NEXT X MILES; corrected text designation and added additional details</i>
<i>Modified</i>	<i>G20-9TP, BEGIN WORK ZONE; corrected border width</i>
<i>Added</i>	<i>G20-10T, STAY ALERT TALK OR TEXT LATER</i>
<i>*Modified</i>	<i>M4-8, DETOUR</i>
<i>Added</i>	<i>R1-2, YIELD; 42x42x42</i>
<i>*Modified</i>	<i>R1-7, WAIT ON STOP</i>
<i>*Modified</i>	<i>R1-8, GO ON SLOW</i>
<i>Added</i>	<i>IM1-1, INCIDENT AHEAD; 36x36 and 48x48</i>
<i>Added</i>	<i>IM2-1, LANE BLOCKED AHEAD; 36x36 and 48x48</i>
<i>Added</i>	<i>IM3-1, WATER OVER ROAD; 30x30 and 36x36</i>

Section 9 – School Signs

<i>*Modified</i>	<i>S3-1, School Bus Stop Ahead</i>
<i>*Modified</i>	<i>S3-2, SCHOOL BUS TURN AHEAD</i>
<i>Modified</i>	<i>S4-1P, XX:XX TO XX:XX AM XX:XX TO XX:XX PM; corrected interline spacing</i>
<i>Modified</i>	<i>S4-5, Reduced School Speed Limit Ahead; corrected various sign details</i>
<i>Modified</i>	<i>S4-5a, XX MPH SCHOOL ZONE AHEAD; corrected interline spacing</i>
<i>Modified</i>	<i>S5-1, SCHOOL SPEED LIMIT XX WHEN FLASHING; corrected interline spacing</i>
<i>Modified</i>	<i>S5-2, END SCHOOL ZONE; corrected interline spacing</i>
<i>Modified</i>	<i>S16-2P, corrected the radius</i>
<i>Modified</i>	<i>SW16-2aP, XXX FT; changed size 30x18 to 30x12; corrected the radius</i>
<i>*Modified</i>	<i>R1-6b, IN-STREET SCHOOL CROSSING (YIELD)</i>

Section 11 – Symbols and Arrows

<i>Added</i>	<i>Roundabout arrow detail</i>
<i>Removed</i>	<i>ELK</i>
<i>Removed</i>	<i>MOOSE</i>

REMOVED SIGNS-2012 - Revision 1							
W11-20	W11-21	D3-3aTL(R)	D3-3bTL(R)	D13-1	D13-2	D22-1TL(R)	E5-1bP
E5-1a	W90-10T	W90-12T	W90-13T	W90-14T	R3-51T	R3-51aT	EM-1TL(R,S)

ADDED SIGNS-2012 - Revision 1							
R7-111R(L)	R7-111a	R7-112L(R)	R7-112a	R7-112bR(L)	R7-113	R7-113aP	R7-113bP
R7-114L(R)	R7-114a	R7-114bR(L)	R10-14b	R12-4bT	R12-4cT	D3-3T	D3-4T
D3-4aT	D26-1TR (L)	D26-2TL (R)	D26-3TL (R)	D26-4TL (R)	D26-5TR (L)	D26-6TL (R)	NEXT EXITS
M90-4T	M90-5T	M90-6T	Sample Signs	IM1-1	IM2-1	IM3-1	G20-10T
CW20-5eTL (R)	Detail						

2012 Edition – Revision 2**Section 1 - Regulatory Signs**

Modified R3-5hTP, updated sign detail

Modified R5-11T, updated sign detail

Section 2 - Warning Signs

Modified W3-5, updated sign detail, removed size 30x30

Added W30-1T, Winter Operations Stay Back

Section 3 – Small Guide Signs

Added M1-6PA, Principal Arterial

Removed M1-10, Eisenhower Interstate System

Removed M1-10a, Eisenhower Interstate System

Added D3-3aT, CEMETERY

Added D3-3bT, Cemetery

Added D12-5bT, Texas Travel Information Center

Removed D20-4T, County Road

Modified D23-1T, changed the arrow length and horizontal spacing

Added D26-8T, State Offices

Added D26-9T, Tx Workforce Solutions Vocational Rehab Services

Added D73-1T, TxDOT Office

Added D73-1aT, TxDOT Office

Section 8 - Construction Signs

Added G20-5bPT, WORK ZONE




Section 9 - School Signs




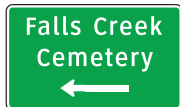






Modified S5-2aTP, added sign dimensions 30x12, 36x18

Section 11 - Symbols Signs

Removed Eisenhower Interstate System

Added Cell symbol

REMOVED SIGNS-2012 - Revision 2		
		
D20-4T	M1-10	M1-10a

ADDED SIGNS-2012 - Revision 2				
				
W30-1T	M1-6PA	D3-3aT	D3-3bT	D12-5bT
				
D26-8T	D26-9T	D73-1T	D73-1aT	G20-5bPT

2012 Edition – Revision 3

Section 1 - Regulatory Signs

Modified	R3-8 LLS, updated border and indent dimensions
Modified	R3-8 LLK, updated border and indent dimensions
Modified	R3-8 LMS, updated border and indent dimensions
Modified	R3-8 LSS, updated border and indent dimensions
Modified	R3-8 ULM, updated border and indent dimensions
Modified	R3-8 UMS, updated border and indent dimensions
Modified	R3-8 LS, updated border and indent dimensions, removed size 30x30
Modified	R3-8 LK, updated border and indent dimensions
Removed	R3-8 MR, size 30x30
Modified	R3-8 MS, updated border and indent dimensions, removed size 30x30
Modified	R4-5aT, NO TRUCKS LEFT LANE, modified note
Modified	R4-5bT, BEGIN NO TRUCKS LEFT LANE, modified note
Modified	R4-5cT, END NO TRUCKS LEFT LANE, modified note
Added	R11-5aT, HIGH WATER ROAD CLOSED (folding sign)
Added	R11-5bT, HIGH WATER ROAD CLOSED WHEN FLASHING
Modified	R12-1T, WEIGHT LIMIT, added comma to the number
Modified	R12-2bT, WEIGHT LIMIT, added comma to the number
Modified	R12-2cT, WEIGHT LIMIT, added comma to the number
Modified	R12-4aT, WEIGHT LIMIT, added comma to the numbers, changed LIMITS to LIMIT
Modified	R12-4bT, WEIGHT LIMIT, added comma to the numbers, changed LIMITS to LIMIT
Modified	R12-4cT, WEIGHT LIMIT, added comma to the numbers, changed LIMITS to LIMIT
Modified	R12-6aT, WEIGHT LIMIT, added comma to the numbers
Modified	R12-6bT, WEIGHT LIMIT, added comma to the numbers
Modified	R12-7aT, WEIGHT LIMIT, added comma to the numbers
Modified	R12-7bT, WEIGHT LIMIT, added comma to the numbers
Added	R12-8dT, WEIGHT LIMIT
Added	R12-8eT, WEIGHT LIMIT
Added	R12-8fT, WEIGHT LIMIT
Added	R12-8gT, WEIGHT LIMIT
Added	R12-8hT, WEIGHT LIMIT
Added	R12-8iT, WEIGHT LIMIT
Added	R12-8jT, WEIGHT LIMIT
Added	R12-8kT, WEIGHT LIMIT
Added	R12-8mT, WEIGHT LIMIT
Added	R12-8nT, EMERGENCY VEHICLE WEIGHT LIMIT
Modified	R13-1T, ALL COMMERCIAL VEHICLES & BUSES NEXT RIGHT, removed sign dimensions 72x48 and 96x60, and removed alternate option STOP AHEAD. New sign sizes are 96x48 and 156x78
Modified	R14-2 HAZARDOUS MATERIAL, added a note
Modified	R14-3 NO HAZARDOUS MATERIAL, added a note
Removed	R14-5T, TRUCK ROUTE JCT 1/4 MILE (with Route Shields)
Added	R19-6bT, PROHIBITED ELECTRONIC MESSAGING WHILE DRIVING STATE LAW - UP \$200 FINE
Added	R19-6cT, FIREWORKS PROHIBITED IN REST AREA BY COUNTY COURT ORDER

Section 2 - Warning Signs

Modified	W8-19aTP, FLOOD GAUGE, corrected border dimension and added information
Added	W9-4T, RIGHT/LEFT LANE ENDS 1/2 MILE
Added	W9-5T, LANE ENDS MERGE RIGHT/LEFT
Added	W11-12bT, SIGNAL UNDER STUDY FOR REMOVAL
Added	W13-4bTP, ON FREEWAY
Added	W13-4cTP, EXIT NOW
Modified	W16-3P, X MILES, added information and size 36x24
Modified	W16-3aP, X MILES, and added information to existing sizes and added size 48x12
Modified	W19-1, FREEWAY ENDS 1 MILE, added 1/2 MILE, changed border and added information
Modified	W19-3, FREEWAY ENDS, added information
Removed	W20-3TD, INSPECTION STATION AHEAD
Replaced	W26-1T with W30-1T, WINTER OPERATION STAY BACK

Section 3 – Small Guide Signs

Added	M1-6FS, Farm Spur
Removed	D7-1TL (R) State Park (1 line) Var X-12
Modified	D7-2T (2 lines) replaced with D7-1T (name) STATE PARK (with Arrow) added arrow up and modified note
Modified	D7-2T (2 lines) STATE PARK (with distance) Removed arrow, added distance number
Removed	D7-3T, State Park 2 MILES (3 lines) (with arrow)
Modified	D8-1T, CMV INSPECTION STATION 1 MILE, removed size 96x72, added size 120x96, and added information.
Modified	D8-1aT, CMV INSPECTION STATION 1/2 MILE, modified size 78x60, removed size 96x72, added size 120x96.
Modified	D8-1bT, CMV STATION (exit gore sign) removed sizes 66x60 and 84x78, added sizes 60x60 and 66x66
Modified	D9-7, Alternate Fuel (symbol) removed size 30x30, added a note
Modified	D9-11, Alternate Fuel (symbol D) removed size 30x30, added a note
Modified	D9-11a, Alternate Fuel (symbol CNG) removed size 30x30, added a note
Modified	D9-11b, Alternate Fuel (symbol EV) updated sign detail to electrical (symbol), removed size 30x30, added a note
Modified	D9-11c, Alternate Fuel (symbol E85) removed size 30x30, added a note
Added	D9-11d, Alternate Fuel (symbol LNG)
Added	D9-11e, Alternate Fuel (symbol LPG)
Added	D9-11f, Alternate Fuel (symbol HYD)
Added	D9-11gT, Alternate Fuel (symbol ATL)
Modified	D9-11bP, ELECTRIC VEHICLE CHARGING (plaque), removed size 30x24, added a note
Added	D9-11gP, Alternate Fuel CNG-LNG-LPG-HYD
Added	D9-11gPT, Alternate Fuel plaque for CNG-LNG-HYD
Modified	D9-17P replaced with D9-17TP NEXT SERVICES XX MILES, removed size 102x30, added size 72x24 and 114x30
Modified	D12-5bTL, updated sign detail from TEXAS TRAVEL INFORMATION CENTER to TEXAS TRAVEL INFO CENTER (with arrow), changed size from 54x24 to 54x18
Modified	D12-5bTR, updated sign detail from TEXAS TRAVEL INFORMATION CENTER to TEXAS TRAVEL INFO CENTER (with arrow), changed size from 48x24 to 54x18
Modified	D20-1TR(L) County Road (with arrow) Added sign details for 5 digit (size 30x24) and 6 digits (size 36x24)

<i>Modified</i>	<i>D20-2T, County Road (with arrow) Added sign details for 5 digit 30x24 and 6 digits 36x24</i>
<i>Added</i>	<i>D20-4T, County Road (with arrow)</i>
<i>Modified</i>	<i>D20-5T, County Road, (with arrow) added additional signs with different arrow directions</i>
<i>Added</i>	<i>D20-6T, County Road (with arrow)</i>
<i>Added</i>	<i>D20-7T, County Road (with arrow)</i>
<i>Added</i>	<i>D20-8T, County Road (with arrow)</i>
<i>Added</i>	<i>D20-9T, County Road (with arrow)</i>
<i>Modified</i>	<i>D21-1T, County Road, added additional signs with different arrow directions</i>
<i>Modified</i>	<i>D21-1aT, County Road, added additional signs with different arrow directions</i>
<i>Modified</i>	<i>D21-2T, County Road, added additional signs with different arrow directions</i>
<i>Modified</i>	<i>D21-3T, County Road, added additional signs with different arrow directions</i>
<i>Modified</i>	<i>D21-3aT, County Road, added additional signs with different arrow directions</i>
<i>Added</i>	<i>D26-10T, TEXAS DEPT OF TRANSPORTATION (with arrow)</i>
<i>Modified</i>	<i>I-5, Airport (symbol), Removed size 48x48 and added a note</i>

Section 4 – Large Signs

<i>Modified</i>	<i>Sample Sign, changed border</i>
<i>Modified</i>	<i>Added nomenclature to NEXT EXITS sign to E1-2aT</i>
<i>Modified</i>	<i>E5-1aT, EXIT GORE (with arrow), added information</i>
<i>Modified</i>	<i>E5-1bT, EXIT GORE (with arrow), changed dimensions</i>
<i>Modified</i>	<i>E11-1, EXIT ONLY panel (with arrow), changed to E11-1T, changed border and size from 140x30 to 150x36</i>
<i>Modified</i>	<i>E11-1aT, EXIT ONLY panel (with arrow), changed border, changed border and size from 108x30 to 114x36</i>
<i>Modified</i>	<i>E11-1dT, EXIT ONLY panel (with arrow), changed border, and size 264x30 to 264x36</i>
<i>Modified</i>	<i>E11-1eT, EXIT ONLY panel (with arrow), changed border, and size 264x30 to 264x36</i>
<i>Modified</i>	<i>E11-1f, EXIT ONLY panel (with arrow), changed to E11-1fT, changed border, and size 210x30 to 210x36</i>
<i>Modified</i>	<i>E11-1gT, EXIT ONLY panel (with arrow) changed border, and size 210x30 to 210x36</i>
<i>Modified</i>	<i>E11-2aT, LEFT EXIT panel, changed border and size from 108x30 to 114x36</i>
<i>Modified</i>	<i>E11-2cT, added dimensions</i>
<i>Modified</i>	<i>E11-2dT, added dimensions</i>

Section 5 – Toll

<i>Added</i>	<i>R90-2bT, Toll rate without symbols</i>
<i>Modified</i>	<i>E90-8T, PAY TOLL CASH, TOLL PLAZA (with arrow) changed border</i>
<i>Removed</i>	<i>R91-4T, PAY BY MAIL \$1.00 SERVICE FEE INVOICE</i>
<i>Added</i>	<i>R91-5T Pay by mail (plaque) ADDITIONAL FEES APPLY size 84x72.</i>

Section 6 – Preferential and Managed Lanes

<i>Modified</i>	<i>E8-2T, ENTRANCE LEFT LANE (with arrow) modified dimensions</i>
<i>Modified</i>	<i>E8-2aT, ENTRANCE LEFT LANE (with arrow) added nomenclature to full panel, modified border and dimensions.</i>
<i>Modified</i>	<i>E8-3T, ENTRANCE LEFT LANE (with arrow) modified dimensions</i>
<i>Modified</i>	<i>E8-3aT, ENTRANCE LEFT LANE (with arrow) added nomenclature to full panel, modified border and dimensions.</i>






Section 7 – Emergency Management Signs



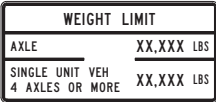
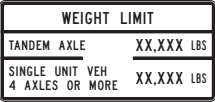
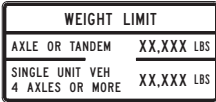
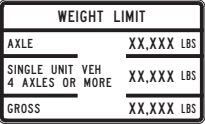
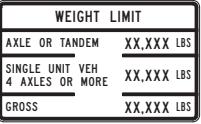
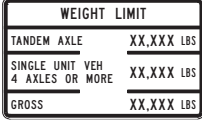
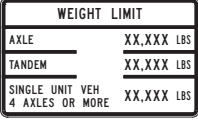
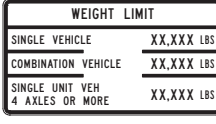

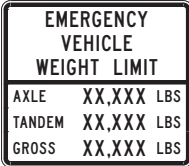





















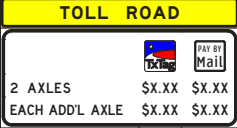

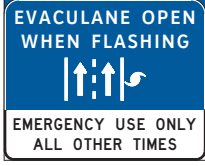
Added *EM-1bT, EVACULANE OPEN WHEN FLASHING, EMERGENCY USE ONLY ALL OTHER TIMES (with arrow and symbol)*

Section 11 – Symbols and Arrows

Modified *Alternate Fuel Symbol*

Added *Alternate Fuel Electrical Symbol arrow directions.*

REMOVED SIGNS-2012 - Revision 3				
				
R14-5T	W20-3TD	D7-1T (1 line)	D7-3T (3 line)	R91-4T

ADDED SIGNS-2012 - Revision 3				
				
R11-5aT	R11-5bT	R12-8dT	R12-8eT	R12-8fT
				
R12-8gT	R12-8hT	R12-8iT	R12-8jT	R12-8kT
				
R12-8mT	R12-8nT	R19-6bT	R19-6cT	W9-4T
				
W9-5T	W11-12bT	W13-4bTP	W13-4cTP	M1-6FS
				
D7-2T	D9-11d	D9-11e	D9-11f	D9-11gT
				
D9-11gP	D9-11gPT	D20-4T	D20-6T	D20-7T
				
D20-8T	D20-9T	D26-10T	R90-2bT	R91-5T
				
				EM-1bT

2012 Edition – Revision 4

Section 1 - Regulatory Signs

<i>Added</i>	<i>R7-8aPT, VIOLATORS SUBJECT TO FINE AND TOWING</i>
<i>Replaced</i>	<i>R12-8aT, WEIGHT LIMIT, size changed size from 78x36 to 78x48</i>
<i>Replaced</i>	<i>R12-8bT, WEIGHT LIMIT, size changed size from 78x24 to 42x48</i>
<i>Replaced</i>	<i>R12-8cT, WEIGHT LIMIT, size changed size from 78x24 to 42x48</i>
<i>Replaced</i>	<i>R12-8dT, WEIGHT LIMIT, size changed size from 90x42 to 42x54</i>
<i>Replaced</i>	<i>R12-8eT, WEIGHT LIMIT, size changed size from 90x42 to 42x54</i>
<i>Replaced</i>	<i>R12-8fT, WEIGHT LIMIT, size changed size from 90x42 to 42x54</i>
<i>Replaced</i>	<i>R12-8gT, WEIGHT LIMIT, size changed size from 90x54 to 72x54</i>
<i>Replaced</i>	<i>R12-8hT, WEIGHT LIMIT, size changed size from 90x54 to 78x54</i>
<i>Replaced</i>	<i>R12-8iT, WEIGHT LIMIT, size changed size from 90x54 to 72x54</i>
<i>Replaced</i>	<i>R12-8jT, WEIGHT LIMIT, size changed size from 90x54 to 72x54</i>
<i>Replaced</i>	<i>R12-8kT, WEIGHT LIMIT, size changed size from 102x54 to 90x42</i>
<i>Replaced</i>	<i>R12-8mT, WEIGHT LIMIT, size changed size from 54x54 to 42x36</i>
<i>Replaced</i>	<i>R12-8nT, EMERGENCY VEHICLE WEIGHT LIMIT, size changed size from 48x42 to 54x54</i>

Section 2 – Warning Signs

<i>Modified</i>	<i>W16-3P, (Distance plaque), adjusted spacing to 1 1/2 mile</i>
<i>Modified</i>	<i>W16-3aP changed to W16-3aTP (Distance plaque) corrected border, radius and indent. size changed from 30x12 to 36x12. Added size 48x12</i>

Section 3 – Small Guide Signs




<i>Added</i>	<i>D5-2aTP, Emergency 911 address (plaque)</i>
<i>Modified</i>	<i>D5-5, Rest Area (with arrow) details was replaced to reflect the Federal's sign detail</i>
<i>Modified</i>	<i>D7-1T (F) for Freeway State/National Park Exit XXX, size changed from 98xVar to 78xVar</i>
<i>Modified</i>	<i>D7-2T (2 lines) STATE PARK (with distance) adjusted dimension.</i>
<i>Modified</i>	<i>D7-12T, added note</i>
<i>Modified</i>	<i>D12-6T, Emergency 911, size changed from 48x30 to 36x30</i>
<i>Added</i>	<i>D21-2T, County Road, added additional signs with different arrow directions</i>













Section 3 – Construction Signs














<i>Modified</i>	<i>CW16-3aP changed to CW16-3aTP (Distance plaque) corrected border, radius and indent. size changed from 30x12 to 36x12</i>
<i>Added</i>	<i>CW21-8T, DRONES OPERATING IN AREA</i>
<i>Modified</i>	<i>G20-10T, added information</i>
<i>Added</i>	<i>R1-1 (24x24) Stop Paddle, changed to CW20-8aT</i>







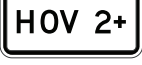









Section 12 – Pavement Marking















<i>Added</i>	<i>Shared lane marking</i>
<i>Modified</i>	<i>Added notes to the International Symbol of Accessibility Parking</i>
<i>Added</i>	<i>Pedestrian symbol</i>















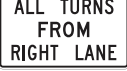




ADDED SIGN - 2012 - Revision 4		
		
R7-8aPT	D5-2aTP	CW21-8T
















REGULATORY	SIGN (Nomenclature)	SIZES	TMUTCD (Section)	TMUTCD (Figure)	SHSD
	R1-1	18x18 30x30 36x36 48x48	2B.05 5B.02 5F.04 6F.06 8B.04 8B.05 9B.03	2B-1 2N-1 5B-1 5F-1 6F-3 8B-1 9B-2	1-1
	R1-2	18x18x18 30x30x30 36x36x36 48x48x48 60x60x60	2B.08 5B.02 5F.04 6F.06 8B.04 8B.05 9B.03	2B-1 5B-1 5F-1 6F-3 8B-1 9B-2	1-2
	R1-2aP	24x18 36x30 48x36	2B.10	2B-1 6F-3	1-3
	R1-2bTP	21x15 30x24	2B.10	2B-1	1-4
	R1-2cTP	21x15 30x24	2B.10	2B-1	1-4
	R1-3P	18x6 30x12 36x15 48x18	2B.05	2B-1	1-5
	R1-5L (R)	36x36	2B.11 3B.16	2B-2	1-6
	R1-5aL (R)	36x48	2B.11 3B.16	2B-2	1-7
	R1-6	12x36	2B.12 7B.11 7B.12	2B-2 7B-6	1-8
	R1-6b	See Section 9 - School signs			9-19
	R1-7 R1-7aT R1-8 R1-8aT	See Section 8 - Construction sign			8-77 8-78 8-79 8-80
	R1-9	90x24	2B.12	2B-2	1-9












REGULATORY	SIGN (Nomenclature)	SIZES	TMUTCD (Section)	TMUTCD (Figure)	SHSD
	R1-10P	24x18	2B.05	2B-1	1-9
	R2-1	18x24 24x30 30x36 36x48 48x60	2B.13 5B.03 6F.12 7B.15	2B-3 5B-1 6F-3 7B-1	1-10
	R2-1T	36x42 44x56			1-11
	R2-4P	24x30 36x48 48x60	2B.16	2B-3	1-12
	R2-4a	24x48 36x72 48x96	2B.16	2B-3	1-13
	R2-4cT	180x84	2B.13	2B-3	1-14
	R2-5P	24x18 36x24	2B.13	2B-3	1-14
	R2-5aP	24x6 30x9	2B.13	2B-3	1-15
	R2-5bP	24x6 30x9	2B.13	2B-3	1-15
	R2-5cP	24x6 30x9	2B.13	2B-3	1-16
	R3-1	24x24 36x36 48x48	2B.18 6F.06	2B-4 6F-3	1-17
	R3-1a	24x30 30x36	8B.08	8B-1	1-18
	R3-2	24x24 36x36 48x48	2B.18 6F.06	2B-4 6F-3	1-19













REGULATORY	SIGN (Nomenclature)	SIZES	TMUTCD (Section)	TMUTCD (Figure)	SHSD
	R3-2a	24x30 30X36	8B.08	8B-1	1-20
	R3-3	24x24 36x36 48x48	2B.18 6F.06	2B-4 6F-3	1-21
	R3-4	24x24 36x36 48x48	2B.18 6F.06	2B-4 6F-3	1-22
	R3-5R (L)	30x36 48x60	2B.20	2B-4 6F-3	1-23
	R3-5a	30x36	2B.20	2B-4	1-24
	R3-5bP	30x12	2B.20	2B-4	1-25
	R3-5cP	24x12	2B.20	2B-4	1-25
	R3-5dP	30x12	2B.20	2B-4	1-25
	R3-5eP	30x12	2B.20	2B-4	1-25
	R3-5fP	30x12	2B.20	2B-4	1-25
	R3-5gP	30x12	2B.20	2B-4	1-25
	R3-5hTP	24x8 30x8 36x12 48x16	See sign detail for additional distances.		1-26
	R3-6L (R)	30x36	2B.21 6F.06	2B-4 6F-3	1-27
	R3-7R (L)	30x30 36x36 48x48	2B.20 6F.06	2B-4 6F-3	1-28
	R3-8L (R)	30x30 36x36 48x48	2B.22 6F.06	2B-4 6F-3	1-29
	R3-8a	48x30 60x36	2B.22	2B-4	1-30












REGULATORY	SIGN (Nomenclature)	SIZES	TMUTCD (Section)	TMUTCD (Figure)	SHSD
	R3-8b	48x30 60x36	2B.22	2B-4	1-31
	R3-8cT	30x30			1-32
	R3-8 LLS	48x30			1-33
	R3-8 LLK	48x30			1-33
	R3-8LMS	48x30			1-34
	R3-8 LSS	48x30			1-34
	R3-8 ULM	54x30			1-35
	R3-8 UMS	54x30			1-35
	R3-8 LS	36x30			1-36
	R3-8 LK	36x30			1-36
	R3-8 MS	36x30			1-37
	R3-8uT	24x30 30x36	2B.22A	2B-4	1-38
	R3-9a (Overhead)	30x36	2B.24	2B-6	1-39
	R3-9b (Post-Mounted)	24x36 36x48	2B.24	2B-6	1-40















REGULATORY	SIGN (Nomenclature)	SIZES	TMUTCD (Section)	TMUTCD (Figure)	SHSD
	R3-9cP	24x8 30x12	2B.25	2B-6	1-41
	R3-9dP	36x12 48x18			
	R3-9e	108x48	2B.26	2B-6	1-42
	R3-9f	30x42 36x54	2B.26	2B-6	1-43
 OR 	R3-9g	108x36	2B.26	2B-6	1-44
 OR 	R3-9h	108x36	2B.26	2B-6	1-45
	R3-9i	108x48	2B.26	2B-6	1-45
	R3-17	24x18 30x24	9B.04	9B-2	1-46
	R3-17aP	24x8 30x12	9B.04	9B-2	1-47
	R3-17bP	36x12 48x18			
	R3-18	24x24 36x36 48x48	2B.18 6F.06	2B-4 6F-3	1-48
	R3-20L (R)	24x36	2B.20	2B-4	1-49
	R3-23	60x36	2B.27	2B-8	1-50
	R3-23a	60x36	2B.27	2B-8	1-50
	R3-24	72x18	2B.27	2B-8	1-51
	R3-24a	60x24	2B.27	2B-8	1-51
	R3-24b	72x18	2B.27	2B-8	1-51

REGULATORY	SIGN (Nomenclature)	SIZES	TMUTCD (Section)	TMUTCD (Figure)	SHSD
	R3-25	72x18	2B.27	2B-8	1-52
	R3-25a	60x24	2B.27	2B-8	1-52
	R3-25b	72x18	2B.27	2B-8	1-52
	R3-26	60x24	2B.27	2B-8	1-53
	R3-26a	72x18	2B.27	2B-8	1-53
	R3-27	24x24 36x36 48x48	2B.18 6F.06	2B-4 6F-3	1-54
	R3-33R (L)	78x36	2B.23	2B-4	1-55
	R3-33TR (L)	48x48	2B.23	2B-4	1-56
	R3-33aTL (R)	48x48	2B.23A	2B-4	1-57
	R3-33bTL (R)	48x48	2B.23A	2B-4	1-57
	R3-33cT	48x60	2B.23B	2B-4	1-58
	R4-1	12x18 18x24 24x30 36x48 48x60	2B.28 5B.04 6F.06 9B.14	2B-10 5B-1 6F-3 9B-2	1-59
	R4-2	12x18 18x24 24x30 36x48 48x60	2B.29 5B.04 6F.06 9B.14	2B-10 5B-1 9B-2 6F-3	1-60
	R4-2aT	24x36 36x54 48x72	2B.29A	2B-10	1-61
	R4-3	12x18 18x24 24x30 36x48 48x60	2B.30 9B.14	2B-10 9B-2	1-62














REGULATORY	SIGN (Nomenclature)	SIZES	TMUTCD (Section)	TMUTCD (Figure)	SHSD
	R4-3bT	36x36 48x48	2B.36A	2B-10	1-63
	R4-4	36x30	9B.05	9B-2	1-64
	R4-5aT	48x60	2B.31A	2B-10	1-65
	R4-5bT	48x72	2B.31A	2B-10	1-66
	R4-5cT	48x72	2B.31A	2B-10	1-67
	R4-7	12x18 18x24 24x30 36x48 48x60	2B.32 5B.04 6F.06 9B.16	2B-10 5B-1 6F-3 9B-2	1-68
	R4-7a	18x24 24x30 36x48 48x60	2B.32	2B-10	1-69
	R4-7b	18x24 24x30 36x48 48x60	2B.32	2B-10	1-70
	R4-7c	18x30	2B.32 6F.06	2B-10 6F-3	1-71
	R4-8	18x24 24x30 36x48 48x60	2B.32	2B-10	1-72
	R4-8a	18x24 24x30 36x48 48x60	2B.32	2B-10	1-73












REGULATORY	SIGN (Nomenclature)	SIZES	TMUTCD (Section)	TMUTCD (Figure)	SHSD
	R4-8b	18x24 24x30 36x48 48x60	2B.32	2B-10	1-74
	R4-8c	18x30	2B.32	2B-10	1-75
	R4-9	18x24 24x30 36x48 48x60	2B.33 6F.11	2B-10 6F-3	1-76
	R4-10	48x48	2B.34	2B-10	1-77
	R4-11	30x30	9B.06	9B-2	1-78
	R4-12	42x24 72x42	2B.35	2B-10	1-79
	R4-13	42x24	2B.35	2B-10	1-80
	R4-14	30x42	2B.35	2B-10	1-81
	R4-17	18x24 24x30 36x48 48x60	2B.36	2B-10	1-82
	R4-18	18x24 24x30 36x48 48x60	2B.36	2B-10	1-83
	R5-1	30x30 36x36 48x48	2B.37 5B.04 6F.06	2B-11 5B-1 6F-3	1-84
	R5-1TP	48x18	2B.37A	2B-11	1-85

REGULATORY	SIGN (Nomenclature)	SIZES	TMUTCD (Section)	TMUTCD (Figure)	SHSD
	R5-1a	30x18 36x24 42x30 48x36	2B.38 6F.06	2B-11 6F-3	1-85
	R5-1b	12x18	9B.07	9B-2	1-86
	R5-2	24x24 30x30 36x36 48x48	2B.39 5B.04	2B-11 5B-1	1-87
	R5-2a	24x24 30x30 36x36 48x48	2B.39	2B-11	1-88
	R5-3	24x24	2B.39 9B.08	2B-11 9B-2	1-89
	R5-4	24x30 36x48 48x60	2B.39	2B-11	1-90
	R5-4aT	36x48	(Sign to be installed by the City that has a City Ordinance)		1-91
	R5-5	24x30 36x48 48x60	2B.39	2B-11	1-92
	R5-6	18x18 24x24 30x30 36x36 48x48	2B.39 9B.09	2B-11 9B-2	1-93
	R5-7	30x24 42X24 48X30	2B.39	2B-11	1-94
	R5-8	30x24 42X24 48X30	2B.39	2B-11	1-95














REGULATORY	SIGN (Nomenclature)	SIZES	TMUTCD (Section)	TMUTCD (Figure)	SHSD
	R5-10a	30x36	2B.39	2B-11	1-96
	R5-10b	30x18	2B.39	2B-11	1-97
	R5-10c	24x12	2B.39	2B-11	1-97
	R5-11T	30x30 48x48	2B.39	2B-11	1-98
	R6-1R (L)	36x12 54x18	2B.40 6F.06	2B-13 6F-3	1-99
	R6-2R (L)	18x24 24x30 30x36 36x48 48x60	2B.40 5B.04 6F.06	2B-13 5B-1 6F-3	1-100
	R6-3	30x24 36x30	2B.42	2B-13	1-101
	R6-3a	30x24 36x30	2B.42	2B-13	1-102
	R6-4	30x24	2B.43	2B-20	1-103
	R6-4a	48x24	2B.43	2B-20	1-103
	R6-4b	60x24	2B.43	2B-20	1-103
	R6-5P	30x30	2B.44	2B-20	1-104
	R6-6	24x30 30x36	2B.40	2B-13	1-105
	R6-7	24x30 30x36	2B.40	2B-13	1-106














REGULATORY	SIGN (Nomenclature)	SIZES	TMUTCD (Section)	TMUTCD (Figure)	SHSD
	R7-1L (R, DBL)	12x18	2B.46	2B-24	1-107
	R7-2	12x18	2B.46	2B-24	1-107
	R7-2aR (L, DBL)	12x18	2B.46	2B-24	1-107
	R7-3DBL (L, R)	12x18	2B.46	2B-24	1-108
	R7-4DBL (L, R)	12x18	2B.46	2B-24	1-108
	R7-5DBL (L, R)	12x18	2B.46	2B-24	1-109
	R7-6DBL (L, R)	12x18	2B.46	2B-24	1-109
	R7-7DBL (L, R)	12x18	2B.46	2B-24	1-109
	R7-8T	12x18	2B.48A	2B-24	1-110
	R7-8P	12x6 18x9	2B.46	2B-24	1-111
	R7-8aPT	18x9			1-111
	R7-9	12x18	9B.10	9B-2	1-112














REGULATORY	SIGN (Nomenclature)	SIZES	TMUTCD (Section)	TMUTCD (Figure)	SHSD
	R7-9a	12x18	9B.10	9B-2	1-113
	R7-11T DBL (L, R)	12x18	2B.46	2B-24	1-114
	R7-20	24x18	2B.46	2B-24	1-115
	R7-21R (L, DBL)	12x18	2B.46	2B-24	1-116
	R7-21aR (L, DBL)	12x18	2B.46	2B-24	1-116
	R7-22R (L, DBL)	12x18	2B.46	2B-24	1-117
	R7-23DBL (L, R)	12x18	2B.46	2B-24	1-118
	R7-23aDBL (L, R)	12x18	2B.46	2B-24	1-118
	R7-107R (L, DBL)	12x18	2B.46	2B-24	1-119
	R7-107aR (L, DBL)	12x30	2B.46	2B-24	1-119
  	R7-108DBL (L, R)	12x18	2B.46	2B-24	1-120



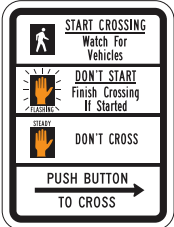
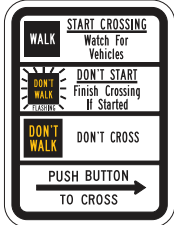
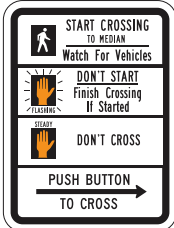
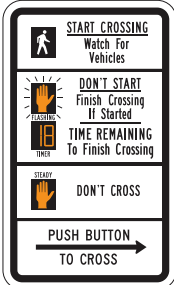
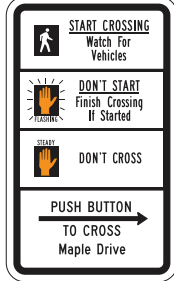
REGULATORY	SIGN (Nomenclature)	SIZES	TMUTCD (Section)	TMUTCD (Figure)	SHSD
	R7-111R (L)	12x18			1-121
	R7-111a	12x18			1-122
	R7-112L (R)	12x18			1-123
	R7-112a	12x18			1-124
	R7-112bR (L)	12x21			1-125
	R7-113	12x18			1-126
	R7-113aP	12x6			1-127
	R7-113bP	12x6			1-127
	R7-114L (R)	12x18			1-128
	R7-114a	12x18			1-129
	R7-114bR (L)	12x21			1-130

REGULATORY	SIGN (Nomenclature)	SIZES	TMUTCD (Section)	TMUTCD (Figure)	SHSD
	R7-200	24x18	2B.46	2B-24	1-131
	R7-200a	12x30	2B.46	2B-24	1-132
	R7-201P (RED, BLK)	12x6	2B.46	2B-24	1-133
	R7-201aP	12x6	2B.46	2B-24	1-133
	R7-202P	12x6	2B.46	2B-24	1-133
	R7-202aTP (RED, GRN)	12x6	2B.46	2B-24	1-134
	R7-202bTP (RED, GRN)	12x6	2B.46	2B-24	1-134
	R7-203	18x24 24x30	2B.46	2B-24	1-135
	R8-1	24x30 36x48 48x60	2B.46 2B.47	2B-25	1-136
	R8-1aT, bT, cT, dT	24x30 36x48 48x60			1-137
	R8-2	24x30 36x48 48x60	2B.46 2B.47	2B-25	1-138
	R8-2T	24x30			1-139
	R8-3	12x12 18x18 24x24 30x30 36x36 48x48	2B.46 5B.05 6F.06	2B-25 5B-2 6F-3	1-140













REGULATORY	SIGN (Nomenclature)	SIZES	TMUTCD (Section)	TMUTCD (Figure)	SHSD
	R8-3a	18x24 24x30 36x36 48x48	2B.46 5B.05	2B-25 5B-2	1-141
	R8-3aTR (L, DBL)	24x30	2B.46	2B-25	1-142
	R8-3bP	12x9 24x18 30x24	2B.46	2B-25	1-143
	R8-3cP	12x9 18x12 24x18 30x24	2B.46 5B.05	2B-25 5B-2	1-144
	R8-3dP	12x9 18x12 24x18 30x24	2B.46 5B.05	2B-25 5B-2	1-145
	R8-3eP	12x9 24x18 30x24	2B.46	2B-25	1-146
	R8-3fP	12x9 24x18 30x24	2B.46	2B-25	1-147
	R8-3gP	12x9 24x18 30x24	2B.46	2B-25	1-148
	R8-3hP	12x9 24x18 30x24	2B.46	2B-25	1-149
	R8-3iTP	12x9 24x18 30x24	2B.46	2B-25	1-150
	R8-3kT	24x30 36x48 48x60	2B.46	2B-25	1-151
	R8-4	30x24 36x24 48x36	2B.49	2B-25	1-152
	R8-5	24x30 36x48 48x60	2B.46	2B-25	1-153














REGULATORY	SIGN (Nomenclature)	SIZES	TMUTCD (Section)	TMUTCD (Figure)	SHSD
	R8-6	24x30 36x48 48x60	2B.46	2B-25	1-154
	R8-7	30x24 36x24 48x36	2B.46 2B.49	2B-25	1-155
	R8-8	24x30 36x48 48x60	2B.49 8B.09	8B-1	1-156
	R8-9	24x24 36x36 48x48	8B.10	8B-1	1-157
	R8-10L (R)	24x36 36x48	8B.11	8B-1	1-158
	R8-10aL (R)	24x30 36x42	8B.11	8B-1	1-159
	R9-1	18x24	2B.50	2B-26	1-160
	R9-2	12x18	2B.51	2B-26	1-160
	R9-3	18x18 24x24 30x30	2B.39 2B.51 9B.09	2B-11 2B-26 9B-2	1-161
	R9-3a	12x18	2B.51	2B-26	1-161
	R9-3bPR (L)	18x12	2B.51	2B-26	1-162
	R9-3cP	12x12	9B.07	9B-2	1-162
	R9-4	18x18 24x24	2B.50	2B-26	1-163















REGULATORY	SIGN (Nomenclature)	SIZES	TMUTCD (Section)	TMUTCD (Figure)	SHSD
	R9-4a	12x18 18x24	2B.50	2B-26	1-164
	R9-5	12x18	9B.11	9B-2	1-165
	R9-6	12x18	9B.11	9B-2	1-166
	R9-7	12x18	9B.12	9B-2	1-167
	R9-8	36x18	6F.13	6F-3	1-168
	R9-9	24x12 30x18	6F.14	6F-3	1-168
	R9-10DBL (R, L)	24x12 48x24	6F.14	6F-3	1-169
	R9-11L (R)	24x12 48x36	6F.14	6F-3	1-169
	R9-11aL (R)	24x12 48x24	6F.14	6F-3	1-170
	R9-13	18x18 24x24 30x30	2B.39 9B.09	2B-11 9B-2	1-171
	R9-14	18x18 24x24 30x30	2B.39 9B.09	2B-11 9B-2	1-172
	R10-1	12x18	2B.52	2B-26	1-173
	R10-2	9x12	2B.52	2B-26	1-173









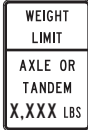



REGULATORY	SIGN (Nomenclature)	SIZES	TMUTCD (Section)	TMUTCD (Figure)	SHSD
	R10-3R (L)	9x12	2B.52	2B-26	1-174
	R10-3aL (R)	9x15	2B.52	2B-26	1-175
	R10-3bR (L)	9x12	2B.52	2B-26	1-176
	R10-3cR (L)	9x12	2B.52	2B-26	1-177
	R10-3dR (L)	9x12	2B.52	2B-26	1-178
	R10-3eR (L)	9x15	2B.52	2B-26	1-179
	R10-3fR (L)	9x15	2B.52	2B-26	1-180


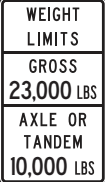
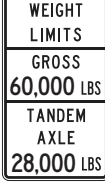
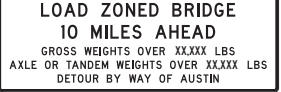
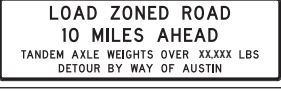
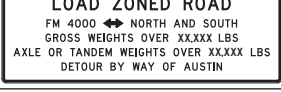
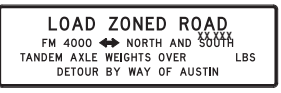
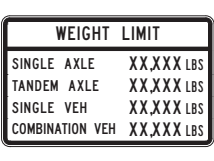


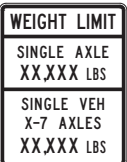
REGULATORY	SIGN (Nomenclature)	SIZES	TMUTCD (Section)	TMUTCD (Figure)	SHSD
	R10-3gR (L)	9x15	2B.52	2B-26	1-181
	R10-3hR (L)	9x15	2B.52	2B-26	1-182
	R10-3iR (L)	9x15	2B.52	2B-26	1-183
	R10-4L (R)	9x12	2B.52 9B.11	2B-26 9B-2	1-184
	R10-4aR (L)	9x15	2B.52	2B-26	1-185
	R10-4bR (L)	9x12			1-186
	R10-5L (R)	24x30 30x36 48x60	2B.53 4D.23	2B-27	1-187
	R10-6L (R)	24x36 36x48	B.53 8B.12	2B-27 8B-1	1-188

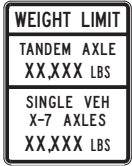
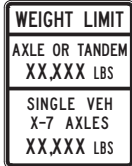
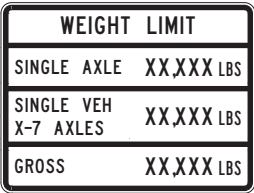
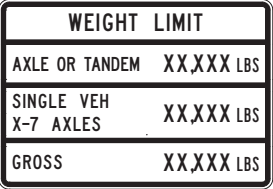
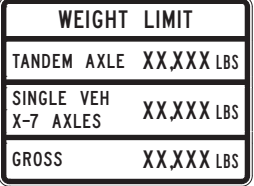
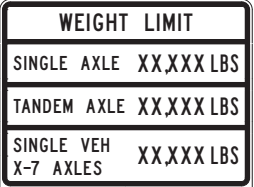
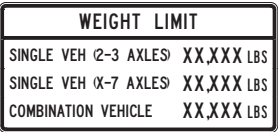


REGULATORY	SIGN (Nomenclature)	SIZES	TMUTCD (Section)	TMUTCD (Figure)	SHSD
	R10-6aL (R)	24X30 36x42	2B.53 8B.12	2B-27 8B-1	1-189
	R10-7	24x30	2B.53	2B-27	1-190
	R10-8	36x42 60x72	2B.53	2B-27	1-191
	R10-9T	18x12 36x24			1-192
	R10-10L (R)	30x36	2B.53 4D.05	2B-27	1-193
	R10-11	24x30 36x48	2B.54	2B-27	1-194
	R10-11a	30x36 36x48	2B.54	2B-27	1-195
	R10-11b	36x36	2B.54	2B-27	1-196
	R10-11c	30x42	2B.54	2B-27	1-197
	R10-11d	30x42	2B.54	2B-27	1-198
	R10-11T	24x30 36x48			1-199
	R10-12	30x36	2B.53	2B-27	1-200















REGULATORY	SIGN (Nomenclature)	SIZES	TMUTCD (Section)	TMUTCD (Figure)	SHSD
	R10-13	24x18 36x24 42x30	2B.53	2B-27	1-201
	R10-14T	36x42	2B.53	2B-27	1-201
	R10-14aT	60x24	2B.53	2B-27	1-202
	R10-14b	24x36 36x48	2B.53	2B-27	1-202
	R10-15R (L)	30x30	2B.53	2B-27	1-203
	R10-16	30x36	2B.53	2B-27	1-204
	R10-17T	30x30 36x42	2B.53	2B-27	1-205
	R10-17a	30x36	2B.54	2B-27	1-206
	R10-18a	30x42 36X54	2B.55	2B-3	1-207
 OR 	R10-20aP (3 lines) <hr style="border-top: 1px dashed black;"/> (2 lines)	24x24 24x18	2B.5	2B-27	1-208
	R10-22	12x18	9B.13	9B-2	1-209
	R10-23	24x30	2B.53		1-210












REGULATORY	SIGN (Nomenclature)	SIZES	TMUTCD (Section)	TMUTCD (Figure)	SHSD
	R10-24	9x15	2B.52 9B.11	9B-2	1-211
	R10-25	9x12	2B.52 9B.11	2B-26 9B-2	1-212
	R10-26L (R)	9x15	2B.52 9B.11	9B-2	1-213
	R10-27	30x36	2B.53	2B-27	1-214
	R10-28	24x30	2B.56	2B-28	1-215
	R10-29	36x24	2B.56	2B-28	1-216
	R10-30	30x36	2B.53 2B.54	2B-27	1-217
	R10-31P	24x9	2B.53	2B-27	1-218
	R10-32P	9x12	2B.52	2B-26	1-219
	R11-1	24x30 36x48 48x60	2B.57	2B-29	1-220
	R11-2	48x30	2B.58 5B.04 6F.08	2B-29 5B-1 6F-3	1-221
	R11-2aT	48x30	2B.58	2B-29	1-221
	R11-2bT	48x30	2B.58	2B-29	1-221
	R11-2cT	48x30	2B.58	2B-29	1-221











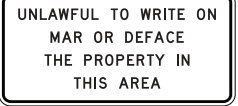

REGULATORY	SIGN (Nomenclature)	SIZES	TMUTCD (Section)	TMUTCD (Figure)	SHSD
	R11-3a	60x30	2B.58 5B.04 6F.09	2B-29 5B-1 6F-3	1-222
	R11-3b	60x30	2B.58 5B.04 6F.09	2B-29 5B-1 6F-3	1-222
	R11-4	60x30	2B.58 6F.09	2B-29 5B-1 6F-3	1-223
	R11-5aT (Folding Sign)	36x48			1-224
	R11-5bT	30x48			1-225
	R12-1	24x30 36x48	2B.59 6F.10	2B-29 5B-1 6F-3	1-226
	R12-1T	24x36	2B.59	2B-29	1-227
	R12-2	24x30 36x48	2B.59 6F.10	2B-29 6F-3	1-228
	R12-2bT	24x36	2B.59		1-229
	R12-2cT	24x36	2B.59	2B-29	1-229
	R12-3	24x36	2B.59	2B-29	1-230
	R12-4	36x24	2B.59	2B-29	1-230












REGULATORY	(Nomenclature)		TMUTCD (Section)	TMUTCD (Figure)	
	R12-4aT	24x36	2B.59	2B-29	1-231
	R12-4bT	24x42	2B-59		1-232
	R12-4cT	24x42	2B-59		1-233
	R12-6aT	Varx36	2B.59	2B-29	1-234
	R12-6bT	Varx30	2B.59	2B-29	1-234
	R12-7aT	Varx36	2B.59	2B-29	1-235
	R12-7bT	Varx30	2B.59	2B-29	1-235
	R12-8aT	78x48	2B.59	2B-29	1-236
	R12-8bT	42x48	2B.59	2B-29	1-236
	R12-8cT	42x48	2B.59	2B-29	1-237
	R12-8dT	42x54	2B.59		1-237











REGULATORY	SIGN (Nomenclature)	SIZES	TMUTCD (Section)	TMUTCD (Figure)	SHSD
	R12-8eT	42x54	2B.59		1-238
	R12-8fT	42x54	2B.59		1-238
	R12-8gT	72x54	2B.59		1-239
	R12-8hT	78x54	2B.59		1-239
	R12-8iT	72x54	2B.59		1-240
	R12-8jT	90x54	2B.59		1-240
	R12-8kT	90x42	2B.59		1-241
	R12-8mT	42x36	2B.59		1-241
	R12-8nT	54x54	2B.59		1-242











REGULATORY	SIGN (Nomenclature)	SIZES	TMUTCD (Section)	TMUTCD (Figure)	SHSD
	R12-9T	24x36	2B.59A	2B-29TA	1-243
	R12-9aT	48x60	2B.59A	2B-29TA	1-244
	R13-1T	96x48 156x78	2B.60	2B-30	1-245
	R13-1TPR (L)	72x30 144x48	2B.60	2B-30	1-246
	R13-1aT (Folding sign)	48x36	2B.60	2B-30	1-247
	R13-1bT (Folding sign)	60x36	2B.60	2B-30	1-248
	Reverse side of R13-1aT, R13-1bT and R13-7aTP				1-246 1-247 1-251
	R13-1cT	48x48 78x60	2B.60	2B-30	1-249
	R13-2T	90x72	2B.60	2B-30	1-250
	R13-3T	60x30	2B-30		1-250
	R13-7T	216x96			1-251
	R13-7aTP (Folding sign)	48x36			1-251
	R14-1	24x18	2B.61	2B.30	1-252
	R14-2	24x24 30x30 36x36 42x42 48x48	2B.62	2B-30	1-253









REGULATORY	SIGN (Nomenclature)	SIZES	TMUTCD (Section)	TMUTCD (Figure)	SHSD
	R14-3	24x24 30x30 36x36 42x42 48x48	2B.62	2B-30	1-254
	R14-6T	216x96	2B.62A	2B-30	1-255
	R15-1	24x4.5 48x9	5F.02 8B.03 9B.14	5F-1 8B-1 9B-2	1-256
	R15-2P	13.5x9 27x18	5F.02 8B.03 9B.14	5F-1 8B-1 9B-2	1-256
	R15-3P	24x12	8B.07	8B-1	1-257
	R15-4	24x12	8B.13 8B.18	8B-5	1-257
	R15-4a	24x30	8B.13	8B-1	1-258
	R15-4b	24x30	8B.13	8B-1	1-258
	R15-4c	24x30	8B.13	8B-1	1-258
	R15-5	24x30	8B.14	8B-1	1-259
	R15-5a	24x30	8B.14	8B-1	1-260

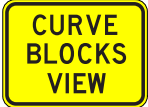









REGULATORY	SIGN (Nomenclature)	SIZES	TMUTCD (Section)	TMUTCD (Figure)	SHSD
	R15-6	24x24	8B.15	8B-1	1-260
	R15-6a	24x30	8B.15	8B-1	1-261
	R15-7	24x24	8B.16	8B-1	1-262
	R15-7a	24x24	8B.16	8B-1	1-263
	R15-8	18x9 36x18 48x24	8B.17 9B.14	8B-1 9B-2	1-264
	R16-4	36X24 48x36 60x48	2B.65	2B-32	1-265
	R19-1T	48x60	2B.68A	2B-32	1-266
	R19-3T	36x18			1-267
	R19-3aT	18x24			1-268
	R19-3bT	9x12			1-269
	R19-4T	30x15			1-270
	R19-5T	24x30	2B.68A	2B.32	1-271

REGULATORY	SIGN (Nomenclature)	SIZES	TMUTCD (Section)	TMUTCD (Figure)	SHSD
	R19-6T	48x30	2B.68A	2B.32	1-272
	R19-6aT	48x30	2B.68A	2B.32	1-272
	R19-6bT	48x54 60x72			1-273
	R19-6cT	24x30			1-274
	R19-7T	24x30 48x60	2B.68A	2B.32	1-275
	R19-8T	30x30 48x48	2B.66	2B.32	1-276
	R19-8aT	18x24			1-277
	R19-10aT (Folding Sign)	24x24			1-278
	R19-10bT (Folding Sign)	VARx36			1-279
	R19-11T	18x12			1-280
	R20-1TP	24x18	2B.68A	2B-32	1-280



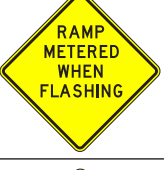







REGULATORY	SIGN (Nomenclature)	SIZES	TMUTCD (Section)	TMUTCD (Figure)	SHSD
	R20-4TP	24x18 48x24	2B.29A	2B-29TA	1-281
	R20-3T				8-80
	R20-5T	See Section 8 - Construction signs			8-81
	R20-5aTP				8-81
	R23-1T	24x36			1-282
	R23-1aT	48x24			1-282
	R24-1T	24x36			1-283
	R25-1T	36x36			1-284
	R25-1aT	36x12			
	R25-2T	90x48			1-285
	R25-2aT	216x144			1-286











WARNING	SIGN (Nomenclature)	SIZES	TMUTCD (Section)	TMUTCD (Figure)	SHSD
	W1-1R (L)	18x18 24x24 30x30 36x36 48x48	2C.07 5C.02 9B.15	2C-1 5C-1 9B-3	2-1
	W1-1aR (L)	36x36 48x48	2C.10	2C-1	2-2
	W1-2R (L)	18x18 24x24 30x30 36x36 48x48	2C.07 5C.02 9B.15	2C-1 5C-1 9B-3	2-3
	W1-2aR (L)	36x36 48x48	2C.10	2C-1	2-3
	W1-3R (L)	18x18 24x24 30x30 36x36 48x48	2C.07 5C.02 9B.15	2C-1 5C-1 9B-3	2-4
	W1-4R (L)	18x18 24x24 30x30 36x36 48x48	2C.07 5C.02 9B.15	2C-1 5C-1 9B-3	2-5
	W1-5R (L)	18x18 24x24 30x30 36x36 48x48	2C.07 5C.02 9B.15	2C-1 5C-1 9B-3	2-6
	W1-6R (L)	24x12 36x18 48x24 60x30	2C.12 5C.02 9B.15	2C-1 5C-1 9B-3	2-7
	W1-7	24x12 36x18 48x24 60x30	2C.47 5C.02 9B.15	2C-9 5C-1 9B-3	2-8
	W1-7T	96x36 144x36	2C.47	2C-9	2-9










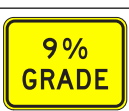

WARNING	SIGN (Nomenclature)	SIZES	TMUTCD (Section)	TMUTCD (Figure)	SHSD
	W1-8R (L)	12x18 18x24 24x30 30x36 36x48	2C.09 5C.02	2C-1 5C-1	2-10
	W1-9TL (R)	96x36 144x36	2C.12	2C-1	2-11
	W1-10R (L)	36x36 48x48	2C.11	2C-1	2-12
	W1-10aR (L)	36x36 48x48	2C.11	2C-1	2-13
	W1-10bR (L)	36x36 48x48	2C.11	2C-1	2-14
	W1-10cR (L)	36x36 48x48	2C.11	2C-1	2-15
	W1-10dR (L)	36x36 48x48	2C.11	2C-1	2-16
	W1-10eR (L)	36x36 48x48	2C.11	2C-1	2-17
	W1-11R (L)	30x30 36x36 48x48	2C.07	2C-1	2-18
	W1-11T	30x30 36x36 48x48	2C.07	2C-1	2-19

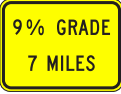












WARNING	SIGN (Nomenclature)	SIZES	TMUTCD (Section)	TMUTCD (Figure)	SHSD
	W1-11TP	24x18	2C-07	2C-1	2-20
	W1-13R (L)	36x36 48x48	2C.13	2C-1	2-21
	W1-15	30x30 36x36 48x48	2C.07	2C-1	2-22
	W2-1	18x18 24x24 30x30 36x36 48x48	2C.46 5C.03 9B.16	2C-9 5C-1 9B-3	2-23
	W2-1aT	48x48	2C-46A	2C-9	2-24
	W2-2R (L)	18x18 24x24 30x30 36x36 48x48	2C.46 5C.03 9B.16	2C-9 5C-1 9B-3	2-25
	W2-3R (L)	18x18 24x24 30x30 36x36 48x48	2C.46 5C.03 9B.16	2C-9 5C-1 9B-3	2-26
	W2-4	18x18 24x24 30x30 36x36 48x48	2C.46 5C.03 9B.16	2C-9 5C-1 9B-3	2-27
	W2-5	18x18 24x24 30x30 36x36 48x48	2C.46 5C.03 9B.16	2C-9 5C-1 9B-3	2-28
	W2-6	24x24 30x30 36x36 48x48	2C.46 5C.03	2C-9 5C-1	2-29












WARNING	SIGN (Nomenclature)	SIZES	TMUTCD (Section)	TMUTCD (Figure)	SHSD
	W2-6aT	36x36	2C.46B	2C-9	2-30
	W2-7L	24x24 30x30 36x36 48x48	2C.46	2C-9	2-31
	W2-7R	24x24 30x30 36x36 48x48	2C.46	2C-9	2-32
	W2-8R (L)	24x24 30x30 36x36 48x48	2C.46	2C-9	2-33
	W3-1	18x18 30x30 36x36 48x48	2C.36 5C.04 9B.19	2C-6 5C-2 9B-3	2-34
	W3-2	18x18 30x30 36x36 48x48	2C.36 5C.04 9B.19	2C-6 5C-2 9B-3	2-35
	W3-3	18x18 30x30 36x36 48x48	2C.36 9B.19	2C-6 9B-3	2-36
	W3-4	30x30 36x36 48x48	2C.36	2C-6	2-37
	W3-5	36x36 48x48	2C.38	2C-7	2-38
	W3-6	36x36 48x48 60x60	2C.39	2C-6	2-39












WARNING	SIGN (Nomenclature)	SIZES	TMUTCD (Section)	TMUTCD (Figure)	SHSD
	W3-7	36x36	2C.37	2C-6	2-40
	W3-7aT	36x36			2-41
	W3-8	36x36 48x48	2C.37	2C-6	2-42
	W4-1R (L)	30x30 36x36 48x48	2C.40	2C-8	2-43
	W4-1aTR (L)	36x36 48x48	2C.40	2C-8	2-44
	W4-2R (L)	30x30 36x36 48x48	2C.42	2C-8	2-45
	W4-3R (L)	30x30 36x36 48x48	2C.41	2C-8	2-46
	W4-4P	24x12 36x18 48x24	2C.59	2C-9	2-47
	W4-4aPL (R)	24x12 36x18 48x24	2C.59	2C-9	2-47
	W4-4bP	24x12 36x18 48x24	2C.59	2C-9	2-47











WARNING	SIGN (Nomenclature)	SIZES	TMUTCD (Section)	TMUTCD (Figure)	SHSD
	W4-5	36x36 48x48	2C.40	2C-8	2-48
	W4-5P	18x24 24x30	2C.40	2C-8	2-49
	W4-6	36x36 48x48	2C.41	2C-8	2-50
	W5-1	30x30 36x36 48x48	2C.19	2C-5	2-51
	W5-2	18x18 30x30 36x36 48x48	2C.20 5C.05 9B.19	2C-5 5C-2 9B-3	2-52
	W5-3	30x30 36x36 48x48	2C.21 5C.06	2C-5 5C-2	2-53
	W5-4a	18x18	9B.19	9B-3	2-54
	W6-1	36x36 48x48	2C.22	2C-5	2-55
	W6-1aT	36x36 48x48	2C.22	2C-5	2-56
	W6-1bT	36x36 48x48			2-56












WARNING	SIGN (Nomenclature)	SIZES	TMUTCD (Section)	TMUTCD (Figure)	SHSD
	W6-2	36x36 48x48	2C.23	2C-5	2-57
	W6-2aT	36x36 48x48	2C.23	2C-5	2-58
	W6-2bT	36x36 48x48			2-58
	W6-3	36x36 48x48	2C.44	2C-8	2-59
	W6-3aT	36x36 48x48	2C.44A	2C-8	2-60
	W7-1	24x24 30x30 36x36 48x48	2C.16 5C.07	2C-4 5C-2	2-61
	W7-1a	24x24 30x30 36x36 48x48	2C.16	2C-4	2-62
	W7-2P	24x18	2C.57	2C-4	2-63
	W7-2bP	24x18	2C.57	2C-4	2-63
	W7-3P	24x18 30x24	2C.57 5C.07	2C-4 5C-2	2-64
	W7-3aP	24x18 30x24 36x30	2C.55 5C.09	2C-4 5C-2	2-64












WARNING	SIGN (Nomenclature)	SIZES	TMUTCD (Section)	TMUTCD (Figure)	SHSD
	W7-3bP	24x18	2C.57	2C-4	2-64
	W7-4	78x48	2C.17	2C-4	2-65
	W7-4b	78x60	2C.17	2C-4	2-65
	W7-4c	78x60	2C.17	2C-4	2-66
	W7-4dP	24x12	2C-17	2C-4	2-66
	W7-4eP	24x12	2C-17	2C-4	2-66
	W7-4fP	24x12	2C-17	2C-4	2-66
	W7-5	18x18 24x24 30x30	9B.19	9B-3	2-67
	W7-6	30x30 36x36 48x48	2C.18	2C-1	2-68
	W7-6TP	24x18	2C.07	2C-1	2-69
	W8-1	18x18 24x24 30x30 36x36 48x48	2C.28 9B.17	2C-6 9B-3	2-70
	W8-2	18x18 24x24 30x30 36x36 48x48	2C.28 9B.17	2C-6 9B-3	2-71
	W8-3	18x18 30x30 36x36 48x48	2C.30 5C.08 9B.17	2C-6 5C-2 9B-3	2-72












WARNING	SIGN (Nomenclature)	SIZES	TMUTCD (Section)	TMUTCD (Figure)	SHSD
	W8-4	24x24 30x30 36x36 48x48	2C.31	2C-6	2-73
	W8-5aT	30x30 36x36 48x48	2C.32	2C-6	2-74
	W8-5P	24x18 30x24 36x30	2C.32	2C-6	2-75
	W8-5aP	24x12 30x18	2C.32	2C-6	2-75
	W8-5bP	24x18 30x24 36x30	2C.32	2C-6	2-75
	W8-5cP	24x18 30x24 36x30	2C.32	2C-6	2-75
	W8-6	24x24 30x30 36x36 48x48	2C.49 5C.09	2C-10 5C-2	2-76
	W8-7	24x24 30x30 36x36 48x48	2C.32	2C-6	2-77
	W8-7aT	24x24 36x36 48x48	2C.32	2C-6	2-78
	W8-8	24x24 30x30 36x36 48x48	2C.32	2C-6	2-79
	W8-9	24x24 30x30 36x36 48x48	2C.31	2C-6	2-80










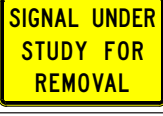

WARNING	SIGN (Nomenclature)	SIZES	TMUTCD (Section)	TMUTCD (Figure)	SHSD
	W8-9aT	24x24 30x30 36x36 48x48	2C.31	2C-6	2-81
	W8-10	18x18 30x30	9B.17	9B-3	2-82
	W8-10P	12x9	9B.17	9B-3	2-82
	W8-11	36x36 48x48	2C.32	2C-6	2-83
	W8-12	36x36 48x48	2B.34	2C-6	2-84
	W8-13aT	36x36 48x48			2-85
	W8-14	24x24 30x30 36x36 48x48	2C.32	2C-6	2-86
	W8-15	24x24 30x30 36x36 48x48	2C.33	2C-6	2-87
	W8-15P	24x18 30x24 36x30	2C.33	2C-6	2-88
	W8-16	24x24 30x30 36x36 48x48	2C.33	2C-6	2-89
	W8-17R (L)	24x24 30x30 36x36 48x48	2C.31	2C-6	2-90











WARNING	SIGN (Nomenclature)	SIZES	TMUTCD (Section)	TMUTCD (Figure)	SHSD
	W8-17P	24x18 30x24 36x30	2C.31	2C-6	2-91
	W8-18	24x24 30x30 36x36 48x48	2C.35	2C-6	2-92
	W8-18aT	36x36 48x48	2C.35	2C-6	2-93
	W8-18bT	48x48	2C.35	2C-6	2-94
	W8-19	12x72	2C.35	2C-6	2-95
	W8-19aTP	18x12			2-96
	W8-21	24x24 36x36 48x48	2C.35	2C-6	2-97
	W8-22	24x24 36x36 48x48	2C.35	2C-6	2-98
	W8-23	24x24 30x30 36x36 48x48	2C.31	2C-6	2-99
	W8-25	24x24 30x30 36x36 48x48	2C.31	2C-6	2-100












WARNING	SIGN (Nomenclature)	SIZES	TMUTCD (Section)	TMUTCD (Figure)	SHSD
	W9-1R (L)	30x30 36x36 48x48	2C.42	2C-8	2-101
	W9-2TL (R)	30x30 36x36 48x48 60x60	2C.42	2C-8	2-102
	W9-4TR (L)	114x60			2-103
	W9-5TR (L)	120x42			2-104
	W10-1	24 DIA 30 DIA 36 DIA 48 DIA	5F.03 8B.06 9B.19	5F-1 8B-4 9B-3	2-105
	W10-1aP	24x12	8B.07	8B-4	2-106
	W10-2R (L)	30x30 36x36 48x48	5F.03 8B.06	5F-1 8B-4	2-107
	W10-3R (L)	30x30 36x36 48x48	5F.03 8B.06	5F-1 8B-4	2-108
	W10-4R (L)	30x30 36x36 48x48	5F.03 8B.06	5F-1 8B-4	2-109
	W10-4A	36x18 60x24	8B.18A	8B-4	2-110
	W10-4B	30x30 36x36 48x48	8B.18A	8B-4	2-111











WARNING	SIGN (Nomenclature)	SIZES	TMUTCD (Section)	TMUTCD (Figure)	SHSD
	W10-5	36x36 48x48	8B.23	8B-4	2-112
	W10-5P	30x24	8B.23	8B-4	2-113
	W10-6	30x30 36x36	8B.23A	8B-4	2-114
	W10-7 Activated Blank-Out	24X24	8B.19	8B-4	2-115
	W10-8	30x30 36x36 48x48	5F.06 8B.20	5F-1 8B-4	2-116
	W10-9	36x36 48x48	8B.21	8B-4	2-117
	W10-9P	18x12 30x24	8B.21	8B-4	2-118
	W10-10T	24x18			2-118
	W10-11	30x30 36x36 48x48	5F.06 8B.24	5F-1 8B-4	2-119
	W10-11a	30x36	8B.24	8B-4	2-120
	W10-11b	30x36	8B.24	8B-4	2-120












WARNING	SIGN (Nomenclature)	SIZES	TMUTCD (Section)	TMUTCD (Figure)	SHSD
	W10-12	18x18 24x24 30x30 36x36 48x48	5F.06 8B.25 9B.19	5F-1 8B-4 9B-3	2-121
	W10-13P	30x24	8B.22	8B-4	2-122
	W10-14P	30x24	8B.23	8B-4	2-122
	W10-14aP	30x24	8B.23	8B-4	2-123
	W10-15P	30x24 36X30	8B.23	8B-4	2-123
	W11-1	18x18 24x24 30x30 36x36 48x48	2C.49 5C.09 9B.18	2C-10 5C-2 9B-3	2-124
	W11-2	18x18 24x24 30x30 36x36 48x48	2C.50 5C.09 9B.19	2C-11 5C-2 9B-3	2-125
	W11-3 (Deer)	24x24 30x30 36x36 48x48	2C.50 5C.09	2C-11 5C-2	2-126
	W11-4 (Cow)	24x24 30x30 36x36 48x48	2C.50 5C.09	2C-11 5C-2	2-127
	W11-5	24x24 30x30 36x36 48x48	2C.49 5C.09	2C-10 5C-2	2-128
	W11-5a	24x24 30x30 36x36 48x48	2C.49 5C.09	2C-10 5C-2	2-129














WARNING	SIGN (Nomenclature)	SIZES	TMUTCD (Section)	TMUTCD (Figure)	SHSD
	W11-6	24x24 30x30 36x36 48x48	2C.50 5C.09	2C-11 5C-2	2-130
	W11-7	24x24 30x30 36x36 48x48	2C.50 5C.09	2C-11 5C-2	2-131
	W11-8R (L)	24x24 30x30 36x36 48x48	2C.49 5C.09	2C-10 5C-2	2-132
	W11-9	30x30 36x36 48x48	2C.50	2C-11	2-133
	W11-10L (R)	24x24 30x30 36x36 48x48	2C.49 5C.09	2C-10 5C-2	2-134
	W11-11	24x24 30x30 36x36 48x48	2C.49	2C-10	2-135
	W11-12T	36x36	2C.49	2C-10	2-136
	W11-12P	36x30	2C.49	2C-10	2-137
	W11-12aT	54x30			2-137
	W11-12bT	36x24 54x30			2-138
	W11-14	24x24 30x30 36x36 48x48	2C.49 5C.09	2C-10 5C-2	2-139












WARNING	SIGN (Nomenclature)	SIZES	TMUTCD (Section)	TMUTCD (Figure)	SHSD
	W11-15	18x18 24x24 30x30 36x36 48x48	2C.49 5C.09 9B.18	2C-10 5C-2 9B-3	2-140
	W11-15a	24x24 30x30 36x36 48x48	2C.49 5C.09	2C-10 5C-2	2-141
	W11-15bT	72x30			2-141
	W11-15cT	36x36			2-142
	W11-15P	18x12 24x18 30x24 36x30	2C.49 9B.18	2C-10 9B-3	2-143
	W11-16 (Bear)	24x24 30x30 36x36 48x48	2C.50 5C.09	2C-11 5C-2	2-144
	W11-17 (Sheep)	24x24 30x30 36x36 48x48	2C.50 5C.09	2C-11 5C-2	2-145
	W11-18 (Bighorn Sheep)	24x24 30x30 36x36 48x48	2C.50 5C.09	2C-11 5C-2	2-146
	W11-19 (Donkey)	24x24 30x30 36x36 48x48	2C.50 5C.09	2C-11 5C-2	2-147
	W11-22 (Wild Horse)	24x24 30x30 36x36 48x48	2C.50 5C.09	2C-11 5C-2	2-148











WARNING	SIGN (Nomenclature)	SIZES	TMUTCD (Section)	TMUTCD (Figure)	SHSD
	W11-25T (Ducks)	30x30 36x36 48x48			2-149
	W11-26aT	36x36 48x48			2-150
	W11-26bTP	24x12 36x18			2-150
	W11-26T	36x36			2-151
	W12-1	30x30 36x36 48x48	2C.25	2C-5	2-152
	W12-2	18x18 30x30 36x36 48x48	2C.27 9B.19	2C-5 9B-3	2-153
	W12-2TP	24x18	2C.27	2C-5	2-154
	W12-2a	66x12 96x18 84x24	2C.27	2C-5	2-154
	W12-3TP	18x24	2C.27	2C-5	2-155
	W12-4T	VARx36	2C.27	2C-5	2-156
	W12-5T	36x36	2C.20A	2C-5	2-157



WARNING	SIGN (Nomenclature)	SIZES	TMUTCD (Section)	TMUTCD (Figure)	SHSD
	W13-1P	18x18 24x24 30x30	2C.08 5C.10	2C-1 5C-1	2-158
	W13-2	24x30 36x48 48x60	2C.14	2C-1	2-159
	W13-3	24x30 36x48 48x60	2C.14	2C-1	2-160
	W13-4P	36x36	2C.15A	2C-1	2-161
	W13-4aTP	36x18	2C.27	2C-5	2-161
	W13-4bTP	36x24			2-162
	W13-4cTP	30x24			2-162
	W13-5T	24x30 36x48 48x60			2-163
	W13-6	24x42 36x60 48x84	2C.15	2C-1	2-164
	W13-7	24x42 36x60 48x84	2C.15	2C-1	2-165

WARNING	SIGN (Nomenclature)	SIZES	TMUTCD (Section)	TMUTCD (Figure)	SHSD
	W13-8T	90x24 132x30			2-166
	W14-1	24x24 30x30 36x36 48x48	2C.26 5C.11	2C-5 5C-2	2-167
	W14-1T	24x24 30x30 36x36 48x48	2C.26	2C-5	2-168
	W14-1aR (L)	24x6 36x8	2C.26 5C.11	2C-5 5C-2	2-169
	W14-2	24x24 30x30 36x36 48x48	2C.26 5C.11	2C-5 5C-2	2-170
	W14-2aR (L)	24x6 36x8	2C.26 5C.11	2C-5 5C-2	2-171
	W14-3	40x40x30 48x48x36 64x64x48	2C.45 5G.13	2C-8 5C-2	2-172
	W15-1	18x18 24x24 30x30 36x36 48x48	2C.51 9B.19	2C-11 9B-3	2-173
	W16-1P	18x24 24x30	2C.60 9B.19	2C-12 9B-3	2-174
	W16-2P	18x12 24x18 30x24	2C.55 5C.09	2C-12 5C-2	2-175
	W16-2aP	18x9 24x12 30x12	2C.55 9B.18	2C-12 9B-3	2-176

WARNING	SIGN (Nomenclature)	SIZES	TMUTCD (Section)	TMUTCD (Figure)	SHSD
	W16-3P	30x24 36x24	2C.55	2C-12	2-177
	W16-3aP	36x12 48x12	2C.55	2C-12	2-178-179
	W16-4P	30x24	2C.55	2C-12	2-180
	W16-5PL (R)	24x18 30x24	2C.56	2C-12	2-181
	W16-6PL (R)	24x18 30x24	2C.56	2C-12	2-181
	W16-7PL (R)	21x15 24x12 30x18	2C.50 5C.09 9B.17	2C-12 5C-2 9B-3	2-182
	W16-8P	VARx8	2C.58	2C-12	2-183
	W16-8aP	VARx15	2C.58	2C-12	2-183
	W16-9P	24x12 30x18 36x24	2C.44 5C.09 9B.18	2C-12 5C-2 9B-3	2-184
	W16-10aP	24x18 36x24 48x36	2C.61	2C-12	2-185
	W16-12P	24x18	2C.46	2C-9	2-186
	W16-13P	24x18 30x24	2C.50	2C-12	2-187
	W16-15P	24x12	2C.62	2C-12	2-188







WARNING	SIGN (Nomenclature)	SIZES	TMUTCD (Section)	TMUTCD (Figure)	SHSD
	W16-17P	24x12	2C.46	2C-9	2-188
	W16-18P	24x12	2A.15	2C-12	2-188
	W17-1	24x24 30x30 36x36 48x48	2C.29	2C-6	2-189
	W17-2T	36x36 48x48			2-190
	W17-3T	30x30 36x36 48x48			2-191
	W17-4T	30x30 36x36			2-192
	W17-5T	30x30 36x36			2-193
	W17-6T	30x30 36x36			2-194
	W17-7T	30x30 36x36			2-195
	W17-9T	78x24 108x30			2-196
	W17-10T	36x36			2-197














WARNING	SIGN (Nomenclature)	SIZES	TMUTCD (Section)	TMUTCD (Figure)	SHSD
	W17-11T	36x36 48x48	2C.32	2C-6	2-198
	W17-12T	36x36 48x48	2C.32	2C-6	2-199
	W17-14T	36x36 48x48	2C.35	2C-6	2-200
	W17-15T	36x36 48x48	2C.32	2C-6	2-201
	W18-1	24x24 30x30 36x36	5C.12	5C-2	2-202
	W19-1	144x48	2C.24	2C-5	2-203
	W19-3	48x48	2C.24	2C-5	2-204
	W19-5	90x48	2C.24	2C-5	2-205
	W23-2	36x36	2C.52	2C-6	2-206
	W25-1	24x30	2C.48	2C-9	2-207












WARNING	SIGN (Nomenclature)	SIZES	TMUTCD (Section)	TMUTCD (Figure)	SHSD
	W25-2	24x30	2C.48	2C-9	2-207
	W30-1T	30x18			2-208













(This page left intentionally blank)















SMALLGUIDE	SIGN (Nomenclature)	SIZES	TMUTCD (Section)	TMUTCD (Figure)	SHSD
ROUTE SIGN FOR ATTACHMENT USE					
	M1-1 1,2 digits ----- 3 digits	24x24 36x36 48x48 ----- 30x24 45x36 60x48	2D.11 2E-17	2D-3	3-1
	M1-2 1,2 digits ----- 3 digits	36x36 48x48 ----- 45x36 60x48	2D.11	2D-3 2E-17	3-3
	M1-3 1,2 digits ----- 3 digits	36x36 48x48 ----- 45x36 60x48	2D.11	2D-3 2E-17	3-4
	M1-4 1,2 digits ----- 3 digits	24x24 36x36 48x48 ----- 30x24 45x36 60x48	2D.11	2D-3 2E-17	3-5
	M1-6T(1) to M1-6T(4)	VARx24 VARx36 VARx48	2D.11	2D-3	3-9
	M1-6L(1) to M1-6L(4)	VARx24 VARx36 VARx48	2D.11		3-9
	M1-6S(1) to M1-6S(4)	VARx24 VARx36 VARx48	2D.11		3-9
	M1-6P(1) to M1-6P(4)	VARx24 VARx36 VARx48	2D.11		3-9
	M1-6B(1) to M1-6B(4)	VARx24 VARx36 VARx48	2D.11		3-9
	M1-6F(1) to M1-6F(4)	VARx24 VARx36 VARx48	2D.11		3-9
	M1-6R(1) to M1-6R(4)	VARx24 VARx36 VARx48	2D.11		3-9
	M1-6PA(1) to M1-6PA(4)	VARx24 VARx36 VARx48	2D.11		3-9


















SMALL GUIDE	SIGN (Nomenclature)	SIZES	TMUTCD (Section)	TMUTCD (Figure)	SHSD
ROUTE SIGN FOR INDEPENDENT USE					
	M1-1T 1,2 digits	24x24 36x36 48x48	2D.11	2D-3 2E-17	3-2
	3 digits	30x24 45x36 60x48			
	M1-2 1,2 digits	24x24 36x36 48x48	2D.11	2D-3 2E-17	3-3
	3 digits	30x24 45x36 60x48			
	M1-3 1,2 digits	24x24 36x36 48x48	2D.11	2D-3 2E-17	3-4
	3 digits	30x24 45x36 60x48			
	M1-4 1,2 digits	24x24 36x36 48x48	2D.11	2D-3 2E-17	3-6
	3 digits	30x24 45x36 60x48			
	Business Assembly M4-3	24x12 36x18	2D.19	2D-4	3-27
	M1-4B 1,2 digits	24x24 36x36			3-7
	M4-3	24x12 36x18	2D.19	2D-4	3-27
	M1-4B 3 digits	30x24 45x36			3-7


















SMALL GUIDE	SIGN (Nomenclature)	SIZES	TMUTCD (Section)	TMUTCD (Figure)	SHSD
	M1-5	24x24 36x36	2D.11	2D-3	3-8
	M1-6T	24x24 36x36	2D.11	2D-3	3-10
	M4-3	24x12 36x18	2D.19	2D-4	3-27
	M1-6TB	24x24 36x36	2D.11		3-11
	M1-6L	24x24 36x36	2D.11		3-12
	M1-6PA	24x24 36x36	2D.11		3-12
	M1-6S	24x24 36x36	2D.11		3-12
	M1-6B	24x24 36x36	2D.11		3-12
	M1-6P	24x24 36x36	2D.11		3-13
	M1-6F	24x24 36x36	2D.11	2D-3	3-14
	M1-6FS	24x24 36x36			3-14
 	M4-3	24x12 36x18	2D.19	2D-4	3-25
	M1-6FB	24x24 36x36	2D.11		3-15


SMALL GUIDE	SIGN (Nomenclature)	SIZES	TMUTCD (Section)	TMUTCD (Figure)	SHSD
	M1-6R	24x24 36x36	2D.11	2D-3	3-16
	M1-6RR	24x24 36x36	2D.11		3-17
	M1-7	18x18 24x24 36x36	2D.11	2D-3	3-18
	M1-8	12x18 18x24	9B.21	9B-4	3-19
	M1-8a	12x18 18x24	9B.21	9B-4	3-20
	M1-9	12x18 18x24	9B.21	9B-4	3-21
	M2-1	12x6 21x15 30x24	2D.13 9B.22	2D-4 9B-4	3-22
	M2-1B	21x15 30x24	2D.13	2D-4	3-22
	M2-1G	12x6 21x15 30x24	2D.13 9B.22	2D-4 9B-4	3-22
	M2-1BR	21x15 30x24	2D.13	2D-4	3-22
	M2-2	60x48	2D.14	2D-4	3-22
















SMALL GUIDE	SIGN (Nomenclature)	SIZES	TMUTCD (Section)	TMUTCD (Figure)	SHSD
	M3-1	12x6 24x12 36x18 48x18	2D.15 2F.10A 9B.22	2D-4 9B-4	3-23
	M3-1B	24x12 36x18 48x18	2D.15 2F.10A	2D-4	3-23
	M3-1G	12x6 24x12 36x18 48x18	2D.15 9B.22	2D-4 9B-4	3-23
	M3-1BR	24x12 36x18 48x18	2D.15	2D-4	3-23
	M3-2	12x6 24x12 36x18 48x18	2D.15 2F.10A 9B.22	2D-4 9B-4	3-23
	M3-2B	24x12 36x18 48x18	2D.15 2F.10A	2D-4	3-23
	M3-2G	12x6 24x12 36x18 48x18	2D.15 9B.22	2D-4 9B-4	3-23
	M3-2BR	24x12 36x18 48x18	2D.15	2D-4	3-23
	M3-3	12x6 24x12 36x18 48x18	2D.15 2F.10A 9B.22	2D-4 9B-4	3-24
	M3-3B	24x12 36x18 48x18	2D.15 2F.10A	2D-4	3-24
	M3-3G	12x6 24x12 36x18 48x18	2D.15 9B.22	2D-4 9B-4	3-24
	M3-3BR	24x12 36x18 48x18	2D.15	2D-4	3-24















SMALL GUIDE	SIGN (Nomenclature)	SIZES	TMUTCD (Section)	TMUTCD (Figure)	SHSD
	M3-4	12x6 24x12 36x18 48x18	2D.15 2F.10A 9B.22	2D-4 9B-4	3-24
	M3-4B	24x12 36x18 48x18	2D.15 2F.10A	2D-4	3-24
	M3-4G	12x6 24x12 36x18 48x18	2D.15 9B.22	2D-4 9B-4	3-24
	M3-4BR	24x12 36x18 48x18	2D.15	2D-4	3-24
	M4-1	12x6 24x12 36x18 48x18	2D.17 9B.22	2D-4 9B-4	3-25
	M4-1G	12x6	2D.17 9B.22	2D-4 9B-4	3-26
	M4-1a	12x6 24x12 36x18 48x18	2D.17 9B.22	2D-4 9B-4	3-25
	M4-1aG	12x6	2D.17 9B.22	2D-4 9B-4	3-26
	M4-2	12x6 24x12 36x18 48x18	2D.18 9B.22	2D-4 9B-4	3-25
	M4-2G	12x6	2D.18 9B.22	2D-4 9B-4	3-26
	M4-3	12x6 24x12 36x18 48x18	2D.19 9B.22	2D-4 9B-4	3-25
	M4-3G	12x6	2D.19 9B.22	2D-4 9B-4	3-26
	M4-4	24x12 36x18 48x18	2D.20	2D-4	3-26
	M4-5	12x6 24x12 36x18 48x18	2D.21 9B.22	2D-4 9B-4	3-27

SMALL GUIDE	SIGN (Nomenclature)	SIZES	TMUTCD (Section)	TMUTCD (Figure)	SHSD
	M4-5B	24x12 36x18 48x18	2D.21	2D-4	3-27
	M4-5G	12x6 24x12 36x18 48x18	2D.21 9B.22	2D-4 9B-4	3-27
	M4-6	12x6 24x12 36x18 48x18	2D.22 9B.22	2D-4 9B-4	3-27
	M4-6G	12x6	2D.22 9B.22	2D-4 9B-4	3-27
	M4-7	12x6 24x12 36x18 48x18	2D.24 9B.22	2D-4 9B-4	3-28
	M4-7B	24x12 36x18 48x18	2D.24	2D-4	3-28
	M4-7G	12x6 24x12 36x18 48x18	2D.24 9B.22	2D-4 9B-4	3-28
	M4-7a	12x6 24x12 36x18 48x18	2D.24 9B.22	2D-4 9B-4	3-29
	M4-7aB	24x12 36x18 48x18	2D.24	2D-4	3-29
	M4-7aG	12x6 24x12 36x18 48x18	2D.24 9B.22	2D-4 9B-4	3-29
	M4-7bT	24x12	2D.12	2D-3	3-30
	M4-8	See Section 8 - Construction signs			8-66
	M4-8a				8-67
	M4-8b				8-67
	M4-9R(L)(R)				8-68
	M4-9S				8-69
	M4-9aL (R)				8-70















SMALL GUIDE	SIGN (Nomenclature)	SIZES	TMUTCD (Section)	TMUTCD (Figure)	SHSD
	M4-9bL (R)	See Section 8 - Construction signs			8-71
	M4-9cL (R)				8-72
	M4-9TR (L)				8-73
	M4-10L (R)				8-74
	M4-11TP				8-75
	M4-12T				8-75
	M4-14	12x6 24x12 36x18	2D.23 9B.22	2D.4 9B-4	3-30
	M4-14G	12x6	9B.22	9B-4	3-30
  	M4-15	See Section 5 - Toll signs			5-17
	M4-16				5-17
	M4-17				5-18
	M4-18				5-19
	M4-20				5-20
	M4-20T				5-21
  	M5-1L M5-1R	12x9 21x15 30x24	2D.26 9B.22	2D-5 9B-4	3-31
	M5-1BL M5-1BR	21x15 30x24	2D.26	2D-5 2I-1	3-31
	M5-1GL M5-1GR	12x9 21x15 30x24	2D.26 9B.22	2D-5 2H-1 9B-4	3-31
	M5-1BRL M5-1BRR	21x15 30x24	2D.26	2D-5	3-31
	M5-2L M5-2R	12x9 21x15 30x24	2D.26 9B.22	2D-5 9B-4	3-31
	M5-2BL M5-2BR	21x15 30x24	2D.26	2D-5 2I-1	3-31
  	M5-2GL M5-2GR	12x9 21x15 30x24	2D.26 9B.22	2D-5 2H-1 9B-4	3-31
	M5-2BRL M5-2BRR	21x15 30x24	2D.26	2D-5	3-31
	M5-3	21x15 30x24	2D.26	2D-5	3-32
	M5-3T	21x15 30x24	2D.26	2D-5	3-32













SMALL GUIDE	SIGN (Nomenclature)	SIZES	TMUTCD (Section)	TMUTCD (Figure)	SHSD
	M5-3TB	21x15 30x24	2D.26	2D-5	3-32
	M5-3TG	21x15 30x24	2D.26	2D-5	3-32
	M5-3TBR	21x15 30x24	2D.26	2D-5	3-32
	M5-4	24x18 36x24	2D.27	2D-5	3-33
	M5-4B	24x18 36x24	2D.27	2D-5	3-33
	M5-4G	24x18 36x24	2D.27	2D-5	3-33
	M5-5	24x18 36x24	2D.27	2D-5	3-33
	M5-5B	24x18 36x24	2D.27	2D-5	3-33
	M5-5G	24x18 36x24	2D.27	2D-5	3-33
	M5-6	24x18 36x24	2D.27	2D-5	3-33
	M5-6B	24x18 36x24	2D.27	2D-5	3-33
	M5-6G	24x18 36x24	2D.27	2D-5	3-33
	M6-1T	60x15 68x24			3-34
	M6-1	12x9 21x15 30x24	2D.28 9B.22	2D-5 9B-4	3-34
	M6-1B	21x15 30x24	2D.28	2D-5 2I-1	3-34













SMALL GUIDE	SIGN (Nomenclature)	SIZES	TMUTCD (Section)	TMUTCD (Figure)	SHSD
	M6-1G	12x9 21x15 30x24	2D.28 9B.22	2D-5 2H-1 9B-4	3-34
	M6-1BR	21x15 30x24	2D.28	2D-5	3-34
	M6-2R M6-2L	12x9 21x15 30x24	2D.28 9B.22	2D-5 9B-4	3-35
	M6-2BR M6-2BL	21x15 30x24	2D.28	2D-5 2I-1	3-35
	M6-2GR M6-2GL	12x9 21x15 30x24	2D.28 9B.22	2D-5 2H-1 9B-4	3-35
	M6-2BRR M6-2BRL	21x15 30x24	2D.28	2D-5	3-35
	M6-2aL M6-2aR	21x15 30x24	2D.28	2D-5	3-35
	M6-2aBL M6-2aBR	21x15 30x24	2D.28	2D-5 2I-1	3-35
	M6-2aGL M6-2aGR	21x15 30x24	2D.28	2D-5	3-35
	M6-2aBRL M6-2aBRR	21x15 30x24	2D.28	2D-5	3-35
	M6-3	12x9 21x15 30x24	2D.28 9B.22	2D-5 9B-4	3-35
	M6-3B	21x15 30x24	2D.28	2D-5 2I-1	3-35
	M6-3G	12x9 21x15 30x24	2D.28	2D-5 2H-1 9B-4	3-35
	M6-3BR	21x15 30x24	2D.28	2D-5	3-35
	M6-4	12x9 21x15 30x24	2D.28 9B.22	2D-5 9B-4	3-35












SMALL GUIDE	SIGN (Nomenclature)	SIZES	TMUTCD (Section)	TMUTCD (Figure)	SHSD
	M6-4B	21x15 30x24	2D.28	2D-5	3-35
	M6-4G	12x9 21x15 30x24	2D.28 9B.22	2D-5 9B-4	3-35
	M6-4BR	21x15 30x24	2D.28	2D-5	3-35
	M6-5R M6-5L	12x9 21x15 30x24	2D.28 9B.22	2D-5 9B-4	3-36
	M6-5BR M6-5BL	21x15 30x24	2D.28	2D-5	3-36
	M6-5GR M6-5GL	12x9 21x15 30x24	2D.28 9B.22	2D-5 9B-4	3-36
	M6-5BRR M6-5BRL	21x15 30x24	2D.28	2D-5	3-36
	M6-6R M6-6L	12x9 21x15 30x24	2D.28 9B.22	2D-5 9B-4	3-36
	M6-6BR M6-6BL	21x15 30x24	2D.28	2D-5	3-36
	M6-6GR M6-6GL	12x9 21x15 30x24	2D.28 9B.22	2D-5 9B-4	3-36
	M6-6BRR M6-6BRL	21x15 30x24	2D.28	2D-5	3-36
	M6-7R M6-7L	12x9 21x15 30x24	2D.28 9B.22	2D-5 9B-4	3-36
	M6-7BR M6-7BL	21x15 30x24	2D.28	2D-5	3-36
	M6-7GR M6-7GL	12x9 21x15 30x24	2D.28 9B.22	2D-5 9B-4	3-36














SMALL GUIDE	SIGN (Nomenclature)	SIZES	TMUTCD (Section)	TMUTCD (Figure)	SHSD
	M6-7BRR M6-7BRL	21x15 30x24	2D.28	2D-5	3-36
	D1-1	VARx6 VARx12 VARx18	2D.37 9B.20	2D-7 9B-4	3-37
	D1-1b	VARx6	9B.20	9B-4	3-38
	D1-2	VARx12 VARx24 VARx30	2D.37 9B.20	2D-7 9B-4	3-39
	D1-2b	VARx12	9B.20	9B-4	3-40
	D1-3	VARx18 VARx36 VARx42	2D.37 9B.20	2D-7 9B-4	3-41
	D1-3b	VARx18	9B.20	9B-4	3-42
	D2-1	VARx12 VARx18	2D.41	2D-7	3-43
	D2-2	VARx24 VARx30	2D.41	2D-7	3-44
	D2-3	VARx36 VARx42	2D.41	2D-7	3-45
	D3-1 (Ground)	VARx6 VARx8 VARx12 VARx18	2D.43 9B.20	2D-10 9B-4	3-46
	D3-1B (Ground)	VARx6 VARx8 VARx12 VARx18	2D.43 9B.20	2D-10 9B-4	3-47
	D3-1G (Ground)	VARx6 VARx8 VARx12 VARx18	2D.43 9B.20	2D-10 9B-4	3-47
	D3-1BR (Ground)	VARx6 VARx8 VARx12 VARx18	2D.43 9B.20	2D-10 9B-4	3-47
	D3-1G (Overhead)	VARx18 VARx24	2D.43		3-48
	D3-1B (Overhead)	VARx18 VARx24	2D.43		3-48
	D3-1BR (Overhead)	VARx18 VARx24	2D.43		3-48











SMALL GUIDE	SIGN (Nomenclature)	SIZES	TMUTCD (Section)	TMUTCD (Figure)	SHSD
	D3-1aG	VARx8 VARx12 VARx18 VARx24	2D.43	2D-10	3-49
	D3-1aB	VARx8 VARx12 VARx18 VARx24	2D.43	2D-10	3-49
	D3-1aBR	VARx8 VARx12 VARx18 VARx24	2D.43	2D-10	3-49
	D3-2 (2 Lines)	VARx30 VARx36	2D.44	2D-10	3-50
	D3-2 (3 Lines)	VARx42 VARx48 VARx54	2D.44	2D-10	3-50
	D3-2 (4 Lines)	VARx54 VARx66	2D.44	2D-10	3-50
	D3-3T	8x30 8x42			3-51
	D3-3aTL(R)	VARx12			3-52
	D3-3bTL(R)	VARx36			3-52
	D3-4T	8x30 8x42			3-53
	D3-4aT	8x30 8x42			3-53
	D4-1	18x15 30x24	2D.47	2D-10	3-54
	D4-2R (L)	24x30 30x36 36x48	2D.48	2D-10	3-55
	D4-3L (R)	12x18	9B.23	9B-4	3-56












SMALL GUIDE	SIGN (Nomenclature)	SIZES	TMUTCD (Section)	TMUTCD (Figure)	SHSD
	D5-1aT	36x36	2I.05	2I-5	3-57
	D5-1aTPR (L)	36x9			3-57
	D5-2aTR (L)	36x36	2I.05	2I-5	3-58
	D5-2aTP	36x9 42x9 78x12			3-58
	D5-5R (L)	42x48	2I.05	2I-5	3-59
	D5-5aT	18x18 24x24 30x30			3-60
	D5-5aTPR (L)	18x6 24x6			3-60
	D5-1bT	36x36			3-61
	D5-2bTR (L)	36x36			3-61
	D5-1cT	36x36			3-62
	D5-2cTR (L)	36x36			3-62
	D5-1dT	36x36			3-63











SMALL GUIDE	SIGN (Nomenclature)	SIZES	TMUTCD (Section)	TMUTCD (Figure)	SHSD
	D5-2dTR (L)	36x36			3-63
	D5-1eT	48x36			3-64
	D5-2eTR (L)	48x36			3-64
	D7-1TL (R), (UP)	VARx24			3-65
	D7-2T	VARx24			3-66
	D7-5TL (R)	48x24			3-67
	D7-6aTR (L)	48x48	2M.11	2M-11T	3-68
	D7-7aTR (L)	48x48	2M.11	2M-11T	3-68
	D7-8TR (L)	48x48			3-69
	D7-8aTR (L)	48x48			3-69
	D7-9TR (L)	48x48			3-69
	D7-9aTR (L)	48x48			3-70












SMALL GUIDE	SIGN (Nomenclature)	SIZES	TMUTCD (Section)	TMUTCD (Figure)	SHSD
	D7-10bT	24x36			3-71
	D7-12T	6x6 9x9 12x12 18x18 24x24			3-72
	D7-12aT	18x18			3-72
	D7-13TR(L)	48x30			3-73
	D8-1T	78x60 120x96	2D.49A	2D-17TA	3-74
	D8-1aT	78x60 120x96	2D.49A	2D-17TA	3-75
	D8-1bT	60x60 66x66	2D.49A	2D-17TA	3-76
	D8-2T	90x54 132x78	2D.49B		3-77
	D8-2aT	90x54 132x78	2D.49B		3-77
	D8-3aT	48x42 66x60 84x78	2D.49B		3-78
	D8-4T	60x30	2D.49B		3-78

SMALL GUIDE	SIGN (Nomenclature)	SIZES	TMUTCD (Section)	TMUTCD (Figure)	SHSD
	D9-1	24x24 30x30	2I.02	2I-1	3-79
	D9-1aP	24x6 ↓			3-80 ↓
	D9-1bP				
	D9-1cP				
	D9-1dP				
	D9-2	24x24 30x30 36x36	2I.02	2I-1	3-81
	D9-3	24x24 30x30	2I.02	2I-1	3-82
	D9-3a	24x24 30x30	2I.02	2I-1	3-83
	D9-4	24x30 36x48	2I.02	2I-1	3-84
	D9-6	24x24 30x30	2I.02	2I-1	3-85
	D9-6aT	24x6 30x7 36x9			3-85
	D9-6P	18x9	2I.02	2I-1	3-85
	D9-7	24x24	2I.02	2I-1	3-86











SMALL GUIDE	SIGN (Nomenclature)	SIZES	TMUTCD (Section)	TMUTCD (Figure)	SHSD
	D9-8	24x24 30x30	2I.02	2I-1	3-87
	D9-9	24x24 30x30	2I.02	2I-1	3-88
	D9-10	24x24 30x30	2I.02	2I-1	3-89
	D9-10T	24x18 30x24			3-90
	D9-11	24x24	2I.02	2I-1	3-91
	D9-11a	24x24	2I.02	2I-1	3-92
	D9-11b	24x24	2I.02	2I-1	3-93
	D9-11c	24x24	2I.02	2I-1	3-94
	D9-11d	24x24	2I.02		3-94
	D9-11e	24x24	2I.02		3-94











SMALL GUIDE	SIGN (Nomenclature)	SIZES	TMUTCD (Section)	TMUTCD (Figure)	SHSD
	D9-11f	24x24	2I.02	2I-1	3-94
	D9-11gT	24x24	2I.02	2I-1	3-94
	D9-11bP	24x18	2I.02	2I-1	3-95
	D9-11gP	24x12	2I.02	2I-1	3-96
	D9-11gPT	24x12	2I.02	2I-1	3-96
	D9-12	24x24 30x30	2I.02	2I-1	3-97
	D9-13	24x24 30x30	2I.02	2I-1	3-98
	D9-13aP	24x12 30x12	2I.02	2I-1	3-99
	D9-13cP	24x18 30x24	2I.02	2I-1	3-100
	D9-13dP	24x12 30x15	2I.02	2I-1	3-100
	D9-14	24x24 30x30	2I.02	2I-1	3-102

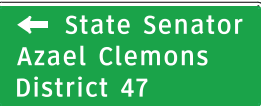






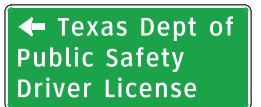

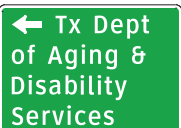

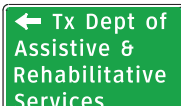
SMALL GUIDE	SIGN (Nomenclature)	SIZES	TMUTCD (Section)	TMUTCD (Figure)	SHSD
	D9-15	24x24 30x30	2I.02	2I-1	3-102
	D9-16	24x24 30x30	2I.02	2I-1	3-104
	D9-16T	24x18 30x24			3-105
	D9-17TP	72x24 114x30	2I.02	2I-2	3-105
	D9-20	24x24 30x30	2I.02	2I-1	3-106
	D9-20aP	24x12 30x12	2I.02	2I-1	3-105
	D9-21	24x24 30x30	2I.02	2I-1	3-107
	D9-22	24x24 30x30	2I.02	2I-1	3-108
	D10-1 1-Digit	6x12 10x18 12x24	2H.05 9B.24	2H-2 9B-4	3-109
	D10-2 2-Digit	6x18 10x27 12x36	2H.05 9B.24	2H-2 9B-4	3-109
	D10-3 3-Digit	6x24 10x36 12x48	2H.05 9B.24	2H-2 9B-4	3-109
	D10-1a 1-Digit w/ decimal	6x18 10x27 12x36	2H.05 9B.24	2H-3 9B-4	3-110
	D10-2a 2-Digit w/ decimal	6x24 10x36 12x48	2H.05 9B.24	2H-3 9B-4	3-110
	D10-3a 3-Digit w/decimal	6x30 10x48 12x60	2H.05 9B.24	2H-3 9B-4	3-110



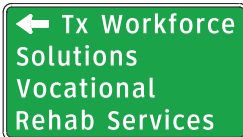















SMALL GUIDE	SIGN (Nomenclature)	SIZES	TMUTCD (Section)	TMUTCD (Figure)	SHSD
	D10-4	18x54	2H.06	2H-4	3-111
	D10-5	18x60	2H.06	2H-4	3-111
	D10-7aT	3x10	2H.05A	2H-3TA	3-112
	D10-7bT	3x12	2H.05A	2H-3TA	3-112
	D11-1	24x18 30x24	9B.20	9B-4	3-113
	D11-1a	18x18	9B.25	9B-4	3-114
	D11-1bP	18x6	9B.25	9B-4	3-114
	D11-1c	24x18	9B.20	9B-4	3-115
	D11-2	18x18	9B.25	9B-4	3-116
	D11-3	18x18	9B.25	9B-4	3-117
	D11-4	18x18	9B.25	9B-4	3-118














SMALL GUIDE	SIGN (Nomenclature)	SIZES	TMUTCD (Section)	TMUTCD (Figure)	SHSD
	D12-2	60x42 96x66	2I.11	2I-8	3-119
	D12-3	84x48 108x66 132x84	2I.02	2I-8	3-120
	D12-5	48x60 66x72	2I.10	2I-8	3-121
	D12-5a	48x36 66x48	2I.10	2I-8	3-122
	D12-5bT(R,L)	54x18			3-123
	D12-5T	24x42			3-124
	D12-6T	36x30			3-125
	D13-1TL (R)	66x24 96x48			3-126
	D13-3	48x30	2D.46	2D-14	3-127
	D13-3a	48x42	2D.46	2D-14	3-127













SMALL GUIDE	SIGN (Nomenclature)	SIZES	TMUTCD (Section)	TMUTCD (Figure)	SHSD
	D13-4T	36x60			3-128
	D14-4T Top Bottom	48x48 48X24 48X24	2H.08	2H-5	3-129
	D15-1	VARx96	2D.33	2D-7	3-130
	D15-10T	54X42	2D.51	2D-21	3-131
	D15-11T	54X48	2D.51	2D-21	3-131
	D17-7	72x42 96x54	2D.52	2D-21	3-132
	D20-1T	24x24 30x24 36x24			3-133
	D20-2T	24x24 30x24 36x24			3-132
	D20-3T	24x24			3-134
	D20-4T	24x24			3-134







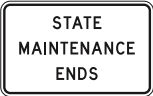





SMALL GUIDE	SIGN (Nomenclature)	SIZES	TMUTCD (Section)	TMUTCD (Figure)	SHSD
	D20-5T	24x42			3-135
	D20-6T	24x42			3-136
	D20-7T	24x42			3-137
	D20-8T	24x42			3-138
	D20-9T	24x42			3-139
	D21-1T	VARx12			3-140
	D21-1aT	VARx24			3-141
	D21-2T	VARx24			3-142-143
	D21-3T	VARx36			3-144-145
	D21-3aT	VARx36			3-146-147



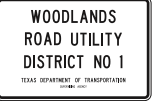






SMALL GUIDE	SIGN (Nomenclature)	SIZES	TMUTCD (Section)	TMUTCD (Figure)	SHSD
	D23-1T	VARx24			3-148
	D24-1T	66x36			3-149
	D24-2TR (L)	66x36			3-149
	D25-1TR (L)	48x48			3-150
	D25-2TR (L)	48x48			3-150
	D25-3TR (L)	48x60			3-150
	D26-1TR (L)	60x18 84x24			3-151
	D26-2TL (R)	60x24 84x36			3-152
	D26-3TL (R)	48x24			3-153
	D26-4TL (R)	42x30			3-154
	D26-5TR (L)	42x30			3-155
	D26-6TL (R)	48x30			3-156













SMALL GUIDE	SIGN (Nomenclature)	SIZES	TMUTCD (Section)	TMUTCD (Figure)	SHSD
	D26-7TL (R)	54X24			3-157
	D26-8TL (R)	54X12			3-158
	D26-9TL (R)	54X30			3-159
	D26-10TL (R)	60x18 84x24			3-160
	D60T	18x18			3-161
	D61T	18x18 24x24 30x30			3-162
	D70	See Section 8 - Construction signs			8-76
	D70a				8-76
	D70S				8-76
	D70R				8-76
	D70G				8-76
	D70B				8-76
	D70M				8-76
	D71-BR	42x24	2D.56	2D-22TA	3-163
	D71-FT				
	D71-IN				
	D71-MT				
	D71-PL				

SMALL GUIDE	SIGN (Nomenclature)	SIZES	TMUTCD (Section)	TMUTCD (Figure)	SHSD
	D71-FR	42x24	2D.56	2D-22TA	3-163
	D71-HC				
	D71-LA				
	D71-PE				
	D71-TR				
	D71-TP	18" DIA 24" DIA	2D.56	2D.22TA	3-163
	D72T	48x48			3-164
	D73-1T	48x48			3-165
	D73-1aT	48x48			3-165
	I1-1	24x36	2H.03	2H-1	3-166
	I-2	30x18 78x36	2H.02	2H-1	3-167
	I-2aT	VARx24	2H.02	2H-1	3-168
					

SMALL GUIDE	SIGN (Nomenclature)	SIZES	TMUTCD (Section)	TMUTCD (Figure)	SHSD
	I-2bT	VARx42 VARx54			3-169
	I-2cT	VARx12 VARx18			3-170
	I-2dT	VARx24 VARx36			3-170
	I-2T	72x48 144x96 216x132			3-171
	I-3	VARx18 VARx30 VARx36	2H.02	2H-1	3-172
	I-5	24x24 30x30 36x36	2H.02	2H-1	3-173
	I-6	24x24 30x30	2H.02	2H-1	3-174
	I-7	24x24 30x30	2H.02	2H-1	3-175
	I-8	24x24 30x30	2H.02	2H-1	3-176
	I-8TP	24x6			3-177
	I-ARW	24x6			3-177
	I-9	24x24 30x30	2H.02	2H-1	3-178

SMALLGUIDE	SIGN (Nomenclature)	SIZES	TMUTCD (Section)	TMUTCD (Figure)	SHSD
	I-11	30x48	2H.02	2H-1	3-179
	I-12	24x24 30x30	2H.02	2H-1	3-180
	I-13	15x9	8B.18	8B-5	3-181
	I-13T	9x12			3-181
	I-17T	96x48			3-182
	I-17aT I-17bT	48x24 18x24			3-182
	TX1-1T	24x15			3-183
	TX1-2T	24x15			3-183
	TX1-3T	24x15			3-184
	TX1-4T	24x12			3-184
	TX2-1T	30x24			3-185
	TX3-1T	36x12			3-185

SMALLGUIDE	SIGN (Nomenclature)	SIZES	TMUTCD (Section)	TMUTCD (Figure)	SHSD
	TX4-1T	36x18			3-186
	TX4-2T	36x18			3-186
	TX5-1T	VARx24			3-187
	TX5-2T	VARx24			3-187
   					

LARGE GUIDE	SIGN (Nomenclature)	SIZES	TMUTCD (Section)	TMUTCD (Figure)	SHSD
					4-1 thru 3
	Sample Sign	VARxVAR	2E.22		4-4 thru 7
	Sample Sign	VARxVAR			4-8
	E1-1a	VARxVAR	2E.30	2E-22	4-9
	E1-2	VARxVAR	2E.30	2E-22	4-9
	E1-2aT	VARx54	2E.42	2E-33	4-10
	E1-5aP	72x30	2E.33	2E-22	4-10
	E1-5bP	78x54 84x54 102x54	2E.31	2E-22	4-11
		90x54 108x54 120x54	2E.31	2E-22	4-11
	E1-5P	72x30 84x30 96x30	2E.31 2I.03	2E-22 2I-3	4-12
		90x30 102x30 120x30	2E.31 2I.03	2E-22 2I-3	4-12
		114x30 132x30 144x30	2E.31 2I.03	2E-22 2I-3	4-12





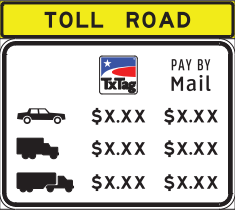
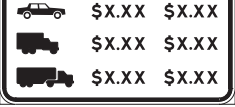
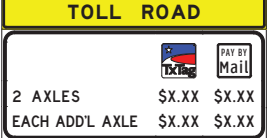









LARGE GUIDE	SIGN (Nomenclature)	SIZES	TMUTCD (Section)	TMUTCD (Figure)	SHSD
	E1-5TP	54x36			4-13
		60x36 72x36			4-13
		66x36 84x36 96x36			4-13
	E2-1	VARx24	2E.34	2E-23	4-14
	E2-1a	108x48	2E.34	2E-23	4-14
	E2-2	120 typ x 24	2E.35		4-14
	E2-3	120 typ x 24	2E.35		4-14
	E2-4	120 typ x 24	2E.35		4-14
	E5-1	72x60	2E.37	2E-28	4-15
	E5-1aT	72x60			4-16
	E5-1bT	72x60			4-16
	E5-1c	60x90	2E.37	2E-28	4-17
		60x90 72x90	2E.37	2E-28	4-17















LARGE GUIDE	SIGN (Nomenclature)	SIZES	TMUTCD (Section)	TMUTCD (Figure)	SHSD
	E6-2	VARx108	2E.12	2E-2	4-18
	E6-2a	VARx90	2E.12	2E-2	4-18
	E7-2T	VARx42	2E.40	2E-29	4-19
	E7-3T	VARx54	2E.40	2E-29	4-19
	E11-1T	150x36	2E.24	2E-13	4-20
	E11-1T(R)	150x36	2E.24	2E-13	4-20
	E11-1T(L)	150x36	2E.24	2E-13	4-20
	E11-1a	66x18	2E.24	2E-13	4-21
	E11-1b	66x18	2E.24	2E-13	4-21
	E11-1c	120x18	2E.24	2E-13	4-21
	E11-1aT	114x36	2E.24	2E-13	4-22
	E11-1dT	264 min x 36	2E.24	2E-13	4-23
	E11-1eT	264 min x 36	2E.24	2E-13	4-23













LARGE GUIDE	SIGN (Nomenclature)	SIZES	TMUTCD (Section)	TMUTCD (Figure)	SHSD
	E11-1fT	210 min x 36	2E.24	2E-13	4-24
	E11-1gT	210 min x 36	2E.24	2E-13	4-24
	E11-2	60x18	2E.40	2E-13	4-25
	E11-2aT	114x36	2E.24A	2E-13	4-25
	E11-2cT	108x30	2E.24	2E-13	4-25
	E11-2dT	72x12	2E.24	2E-13	4-25
	E13-1P	72x24	2E.37	2C-3 2E-28	4-26
	E13-2	162x24	2E.36	2E-27	4-26
	E21-1T	108x60	2I.05	2I-5	4-27
	E21-2T	120x60	2I.05	2I-5	4-27
	E21-3T	78x78	2I.05	2I-5	4-27
	E21-4T	120x60			4-28
	E21-5T	120x60			4-28
	E21-6T	78x78			4-28


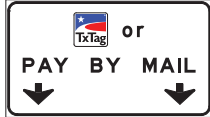




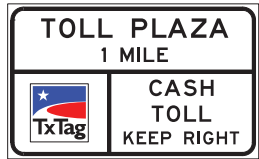




LARGE GUIDE	SIGN (Nomenclature)	SIZES	TMUTCD (Section)	TMUTCD (Figure)	SHSD
	E21-7T	108x36	2I-05	2I-5	4-29
	E21-8T	120x18			4-29
	E21-9T	144x102	2I.08	2I-07	4-30
	E21-10T	144x102	2I.08	2I.07	4-30
	E21-11T	120x102	2I.08	2I.07	4-31
	E21-12T	138x102	2I.08	2I.07	4-32
	E21-13T	138x102	2I.08	2I.07	4-32
	E21-14T	138x102	2I.08	2I.07	4-32
	E22-1T	198x78			4-33
	E22-2T	198x84			4-33








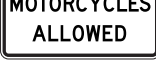


(This page left intentionally blank)







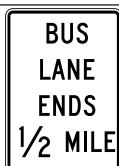
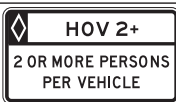
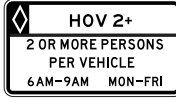
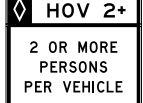

TOLL	SIGN (Nomenclature)	SIZES	TMUTCD (Section)	TMUTCD (Figure)	SHSD
	R3-28	114x48	2F.05	2F-2 2F-10 2F-10TA	5-1
	R3-29P	24x18	2F.05	2F-2	5-2
	R3-30P	24x18	2F.05	2F-2	5-3
	R90-1T	174x96		2F-7TA	5-4
	W90-11T	150x24		2F-2	5-16
	R90-2aT	150x108	2F.05	2F-2 2F-10TB	5-5
	W90-11T	186x24		2F-2	5-16
	R90-2bT	186x78			5-5
	R90-3T	120x48		2F-7TA	5-6
	R90-7T	36x12		2F-4	5-7
	R90-8T	36x12			5-7
	R90-9T	36x15		2F-7TD	5-8
	R90-9aT	36x15		2F-7TC	5-8
	R90-13T	180x90		2F-7TA 2F-7TB 2F-8	5-9
	R91-1TP	12x12 18x18 24x24 36x36 48x48		2F-1TA 2F-4 2F-7TC 2F-7TD	5-10
	R91-2TP	24x24 36x36 48x48		2F-1TA	5-11













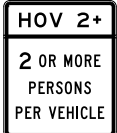

TOLL	SIGN (Nomenclature)	SIZES	TMUTCD (Section)	TMUTCD (Figure)	SHSD
	R91-5T	84x72			5-12
	W9-6	114x66	2F.06	2F-3 2F-10	5-13
	W9-6P	312x30	2F.07	2F-3	5-13
	W9-6a	114x66	2F.08	2F-3 2F-10	5-14
	W9-6aP	264x30	2F.09	2F-3	5-14
	W90-5TP	VARx24	2F.10	2F-3	5-15
	W90-6TP	VARx24	2F.10	2F-3	5-15
	W90-11T	VARx24		2F-1TA 2F-2	5-16
	M4-15	24x12 36x18	2F.11	2F-4	5-17
	M4-16	24x12 36x18	2F.12	2F-4	5-17
	M4-17	48x48	2F.13	2F-8 2F-9	5-18
	M4-18	48x48	2F.13	2F-8 2F-9	5-19
	M4-20	24x24 36x36	2F.12	2F-4	5-20
	M4-20T	24x24 36x36			5-21





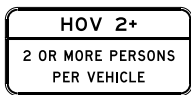




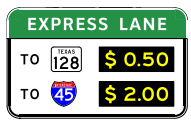
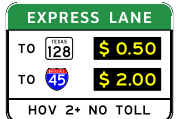

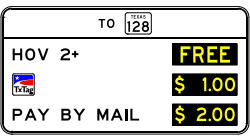
TOLL	SIGN (Nomenclature)	SIZES	TMUTCD (Section)	TMUTCD (Figure)	SHSD
	M90-1T(1) to M90-1T(4)	24x24 36x36 48x48	2F.10A	2F-3TA 2F-7TD	5-22 5-23 5-24
	M90-2T(1) to M90-2T(4)	24x24 36x36 48x48	2F.10A	2F-3TA 2F-4	5-25 5-26 5-27
	M90-3T(1) to M90-3T(4)	24x24 36x36 48x48	2F.10A	2F-3TA 2F-7TC	5-28 5-29 5-30
	E90-2T	264x108			5-31
	E90-2aT	330x108		2F-10TB	5-31
	E90-3T	90x90 132x108	2F.13	2F-9 2F-10TA	5-32
	E90-4T	90x90 132x108	2F.13	2F-9	5-33
	E90-4aT	90x90 132x108			5-34
	E90-5T	264x108		2F-10TA 2F-10TB	5-35
	E90-5aT	330x108			5-35
	E90-6T	72x96 90x90 132x108	2F.13	2F-9	5-36
	E90-6aT	96x96			5-37












TOLL	SIGN (Nomenclature)	SIZES	TMUTCD (Section)	TMUTCD (Figure)	SHSD
	E90-6bT	222x126		2F-8	5-38
	E90-6cT	222x126		2F-10TB	5-38
	E90-6dT	372x126			5-38
	E90-7T	72x96		2F-10TA 2F-10TB	5-39
	E90-7aT	132x108			5-39
	E90-8T	156x96	2F.08	2F-3 2F-10TA	5-40
	E90-10T	156x96	2F.06	2F-3 2F-10TA 2F-10TB	5-41
	W90-11T	102x24		2F-1TA	5-16
	E90-13T	102x90			5-42
	W90-11T	102x24		2F-1TA	5-16
	E90-13aT	102x90			5-43







PREFERENTIAL & MANAGED LANE	SIGN (Nomenclature)	SIZES	TMUTCD (Section)	TMUTCD (Figure)	SHSD
	R3-5cP	24x12 See Section 1 - Regulatory Signs	2B.20	2B-4	1-25
	R3-10 (Post Mounted)	30x42 36x60 78x96	2G.04	2G-1	6-1
	R3-10a (Post Mounted)	30x42 36x60 78x96	2G.04	2G-1	6-2
	R3-11 (Post Mounted)	30x42 36x60 54x84 78x96	2G.05	2G-1	6-3
	R3-11a (Post Mounted)	30x42 36x60 54x84 78x96	2G.05	2G-1	6-4
	R3-11b (Post Mounted)	30x42 36x60 78x96	2G.05	2G-1	6-5
	R3-11c (Post Mounted)	30x42 36x60 78x96	2B.05	2G-1	6-6
	R3-11P (Post Mounted)	30x15 36x18 78x36	2G.03	2G-1	6-7
	R3-12 (Post Mounted)	30x42 36x60 48x84	2G.06	2G-1	6-8
	R3-12a (Post Mounted)	30x42 36x60 48x84	2G.07 3D.01	2G-1	6-9



PREFERENTIAL & MANAGED LANE	SIGN (Nomenclature)	SIZES	TMUTCD (Section)	TMUTCD (Figure)	SHSD
	R3-12b (Post Mounted)	30x42 36x60 48x84	2G.07	2G-1	6-10
	R3-12c (Post Mounted)	30x42 36x60 48x84	2G.07 3D.01	2G-1	6-11
	R3-12d (Post Mounted)	30x42 36x60 48x84	2G.07	2G-1	6-12
	R3-12e (Post Mounted)	30x42 36x60 48x84	2G.06	2G-1	6-13
	R3-12f (Post Mounted)	30x36 36x48 48x60	2G.06	2G-1	6-14
	R3-12g (Post Mounted)	30x36 36x48 48x60	2G.07	2G-1	6-15
	R3-12h (Post Mounted)	36x48 48x66 60x84	2G.07	2G-1	6-16
	R3-13T (Overhead)	66x36 84x48 144x72	2G.04	2G-1	6-17
	R3-13aT (Overhead)	66x36 84x48 144x72	2G.04	2G-1	6-18
	R3-13bT (Overhead)	48x42 60x54 90x84	2G.04	2G-1	6-19
	R3-14T (Overhead)	72x48 96x60 132x84	2G.05	2G-1	6-20

PREFERENTIAL & MANAGED LANE	SIGN (Nomenclature)	SIZES	TMUTCD (Section)	TMUTCD (Figure)	SHSD
	R3-14aT (Overhead)	72x60 96x72 132x102	2G.05	2G-1	6-21
	R3-14bT (Overhead)	72x48 96x60 132x84	2G.05	2G-1	6-22
	R3-14c (Overhead)	90x60 108x72 156x102	2G.05	2G-1	6-23
	R3-15 (Overhead)	66x36 84x48 102x60	2G.06	2G-1	6-24
	R3-15aT (Overhead)	72x72 96x96 120x120	2G.06	2G-1	6-25
	R3-15b (Overhead)	66x36 84x48 102x60	2G.07	2G-1	6-26
	R3-15bT (Overhead)	162x72	2G.07	2G-1	6-27
	R3-15c (Overhead)	66x36 84x48 102x60	2G.07	2G-1	6-28
	R3-15d (Overhead)	42x36 54x48 72x60	2G.06	2G-1	6-29
	R3-15e (Overhead)	42x36 54x48 72x60	2G.07	2G-1	6-30
	R3-15gT (Overhead)	162x96	2G.07	2G-1	6-31
	R3-16T	96x96			6-32
	R3-40T	54x66 66x78	2G.17	2G-17	6-33
	R3-42 (Post-Mounted)	48x60 60x78	2G.17	2G-17	6-34



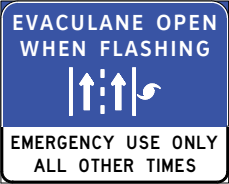






PREFERENTIAL & MANAGED LANE	SIGN (Nomenclature)	SIZES	TMUTCD (Section)	TMUTCD (Figure)	SHSD
	R3-42a (Post Mounted)	48x66 60x84	2G.17	2G-17	6-35
	R3-42aT (Overhead)	144x126	2G.17	2G-17	6-36
	R3-42b (Post-Mounted)	48x60 60x78	2G.17	2G-17	6-37
	R3-42c (Post Mounted)	48x66 60x84	2G.17	2G-17	6-38
	R3-43T (Overhead)	138x66	2G.17	2G-17	6-39
	R3-44T (Overhead)	90x84	2G.17		6-40
	R3-44aT (Overhead)	132x84	2G.17		6-40
	R3-45 (Overhead)	90x66 138x90	2G.17	2G-17	6-41
	R3-45a (Overhead)	114x66 180x90	2G.17	2G-17	6-41
	R3-48T (Overhead)	VARx114	2G.17	2G-17	6-42
	R3-48aT (Overhead)	VARx138	2G.17	2G-17	6-43
	R3-50T (Overhead)	VARx120	2G.17	2G-17	6-44
	R3-50aT (Overhead)	VARx150	2G.17	2G-17	6-44








PREFERENTIAL & MANAGED LANE	SIGN (Nomenclature)	SIZES	TMUTCD (Section)	TMUTCD (Figure)	SHSD
	R92-1T	VARx24			6-45
	R92-2T	VARx24			6-45
	R92-3T	VARx24			6-45
	W4-1L (MODIFIED)	36x60 48x78	2G.08	2G-4	6-46
	W4-2L (MODIFIED)	36x60 48x78	2G.08	2G-4	6-47
	W13-2 (MODIFIED)	36x66 48x84	2G.08	2G-4	6-48
	W16-11P	24x12 30x18	2G.09	2G-4	6-49
	E8-1T	48x114	2G.10	2G-7	6-50
	E8-1aT	48x102	2G.10	2G-7	6-50
	E8-2T	162x132	2G.11	2G-6	6-51
	E8-2aT	162x132	2G.11	2G-6	6-52











PREFERENTIAL & MANAGED LANE	SIGN (Nomenclature)	SIZES	TMUTCD (Section)	TMUTCD (Figure)	SHSD
	E8-3T	162x126	2G.11	2G-5	6-53
	E8-3aT	162x126	2G.11	2G-5	6-54
	E8-4	60x78	2G.15	2G-14	6-55
	E8-5T	VARx120	2G.13	2G-11	6-56
	E8-6T	VARx114	2G.13	2G-11	6-56
	E91-1T	VARx24	2G.18	2G-18	6-57
	E91-2T	VARx24	2G.18	2G-27	6-57
	E91-3T	VARx24	2G.18	2G-19	6-57
	M90-4T(1) to M90-4T(4)	24x24 36x36 48x48			6-58 6-59 6-60
	M90-5T(1) to M90-5T(4)	24x24 36x36 48x48			6-61 6-62 6-63

PREFERENTIAL & MANAGED LANE	SIGN (Nomenclature)	SIZES	TMUTCD (Section)	TMUTCD (Figure)	SHSD
	M90-6T(1) to M90-6T(4)	24x24 36x36 48x48			6-64 6-65 6-66
	Sample Signs				6-67










(This page left intentionally blank)











EMERGENCY	SIGN (Nomenclature)	SIZES	TMUTCD (Section)	TMUTCD (Figure)	SHSD
	EM-1S (L,R)	36x36	2N.03	2N-1	7-1
	EM-1aT	24x24	2N.03	2N-1	7-2
	EM-1bT	120x96			7-3
	EM-2	30x24	2N.04	2N-1	7-4
	EM-3	30x24	2N.05	2N-1	7-4
	EM-4	24x30	2N.06	2N-1	7-5
	EM-5	24x30	2N.07	2N-1	7-5
	EM-6aR (L)	30x24	2N.08	2N-1	7-6
	EM-6bR (L)	30x24	2N.08	2N-1	7-6












EMERGENCY	SIGN (Nomenclature)	SIZES	TMUTCD (Section)	TMUTCD (Figure)	SHSD
	EM-6cR (L)	30x24	2N.08	2N-1	7-6
	EM-6dR (L)	30x24	2N.08	2N-1	7-6
	EM-7aL (R,S)	30x24	2N.09	2N-1	7-7
	EM-7bL (R,S)	30x24	2N.09	2N-1	7-7
	EM-7cL (R,S)	30x24	2N.09	2N-1	7-8
	EM-7dL (R,S)	30x24	2N.09	2N-1	7-8
	EM-7T	30x18			7-9

CONSTRUCTION	SIGN (Nomenclature)	SIZES	TMUTCD (Section)	TMUTCD (Figure)	SHSD
	CW1-4bR (L)	30x30 36x36 48x48	6F.48	6F-4	8-1
	CW1-4cR (L)	30x30 36x36 48x48	6F.48	6F-4	8-2
	CW1-6aT	30x30 36x36 48x48 60x60	6F.24B	6F-4	8-3
	CW5-4	30x30 36x36 48x48	6F.26	6F-4	8-4
	CW6-4	12x18	6F.76	6F-4	8-5
	CW8-24	30x30 36x36 48x48	6F.46	6F-4	8-6
 **	CW9-3T	30x30 36x36 48x48	6F.23	6F-4 6H-21	8-7
 *	CW20-1A	30x30 36x36 48x48 60x60	5G.05 6F.18	5G-1 6F-4	8-8 * Alternative 1 st Line SIGN SIGNAL BRIDGE STREET RAMP
 *	CW20-1B	30x30 36x36 48x48 60x60	5G.05 6F.18	5G-1 6F-4	
 *	CW20-1C	30x30 36x36 48x48 60x60	5G.05 6F.18	5G-1 6F-4	











** A distance plaque may be placed under these signs.

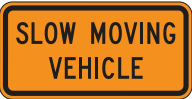








CONSTRUCTION	SIGN (Nomenclature)	SIZES	TMUTCD (Section)	TMUTCD (Figure)	SHSD
 *	CW20-1D	30x30 36x36 48x48 60x60	5G.05 6F.18	5G-1 6F-4	8-8 * Alternative 1 st Line SIGN SIGNAL BRIDGE STREET RAMP
 *	CW20-1E	30x30 36x36 48x48 60x60	5G.05 6F.18	5G-1 6F-4	
	CW20-1F	30x30 36x36 48x48 60x60	5G.05 6F.18	5G-1 6F-4	
	CW20-2A	30x30 36x36 48x48	6F.19	6F-4	8-9
	CW20-2B	30x30 36x36 48x48	6F.19	6F-4	8-9
	CW20-2C	30x30 36x36 48x48	6F.19	6F-4	8-9
	CW20-2D	30x30 36x36 48x48	6F.19	6F-4	8-9
	CW20-2E	30x30 36x36 48x48	6F.19	6F-4	8-9
	CW20-2F	30x30 36x36 48x48	6F.19	6F-4	8-9

CONSTRUCTION	SIGN (Nomenclature)	SIZES	TMUTCD (Section)	TMUTCD (Figure)	SHSD
 *	CW20-3A	30x30 36x36 48x48	5G.05 6F.20	5G-1 6F-4	* Alternative 1 st Line RAMP STREET FRWY
 *	CW20-3B	30x30 36x36 48x48	5G.05 6F.20	5G-1 6F-4	
 *	CW20-3C	30x30 36x36 48x48	5G.05 6F.20	5G-1 6F-4	
 *	CW20-3D	30x30 36x36 48x48	5G.05 6F.20	5G-1 6F-4	
 *	CW20-3E	30x30 36x36 48x48	5G.05 6F.20	5G-1 6F-4	
 *	CW20-3F	30x30 36x36 48x48	5G.05 6F.20	5G-1 6F-4	
	CW20-4A	30x30 36x36 48x48	5G.05 6F.21	5G-1 6F-4	8-11
	CW20-4B	30x30 36x36 48x48	5G.05 6F.21	5G-1 6F-4	8-11
	CW20-4C	30x30 36x36 48x48	5G.05 6F.21	5G-1 6F-4	8-11
	CW20-4D	30x30 36x36 48x48	5G.05 6F.21	5G-1 6F-4	8-11













CONSTRUCTION	SIGN (Nomenclature)	SIZES	TMUTCD (Section)	TMUTCD (Figure)	SHSD
	CW20-4E	30x30 36x36 48x48	5G.05 6F.21	5G-1 6F-4	8-11
	CW20-4F	30x30 36x36 48x48	5G.05 6F.21	5G-1 6F-4	8-11
	CW20-5DR (L)	30x30 36x36 48x48	6F.22	6F-4	8-12
See sign detail for additional distances.					
	CW20-5aER (L)	30x30 36x36 48x48	6F.22	6F-4	8-13
See sign detail for additional distances.					
 **	CW20-5aTR (L)	30x30 36x36 48x48	6F.22	6F-4	8-14
	CW20-5bTR (L)	72X36			8-15
	CW20-5dT	72X36			8-15
	CW20-5eTL (R)	72X36			8-16
 **	CW20-5TR (L)	30x30 36x36 48x48	6F.22	6F-4	8-17
	CW20-6T	54X48 90X84	6F.22A	6F-4	8-18
 **	CW20-7	30x30 36x36 48x48	5G.05 6F.31	6F-4	8-19

** A distance plaque may be placed under these signs.












CONSTRUCTION	SIGN (Nomenclature)	SIZES	TMUTCD (Section)	TMUTCD (Figure)	SHSD
 **	CW20-7aD	30x30 36x36 48x48	6F.31	6F-4	8-20
See sign detail for additional distances.					
	CW20-8 SLOW PADDLE	18x18 24x24	6E.03	6E-1	8-21
	CW20-8aT STOP PADDLE	24x24			8-21
	CW20-8T	36x36 48x48 60X60	6F.23A	6F-4	8-22
	CW21-1aT	24x24 30x30 36x36 48x48	5G.05 6F.33	5G-1 6F-4	8-23
	CW21-1bT	30x30 36x36 48x48	6F.33		8-24
	CW21-1T	48x48	6F.58B	6F-4	8-25
	CW21-2	30x30 36x36 48x48	5G.05 6F.34	5G-1 6F-4	8-26
					
	CW21-3D	30x30 36x36 48x48	5G.05 6F.35	5G-1 6F-4	8-27
See sign detail for additional distances.					
** A distance plaque may be placed under these signs.					















CONSTRUCTION	SIGN (Nomenclature)	SIZES	TMUTCD (Section)	TMUTCD (Figure)	SHSD
	CW21-4	36X18	6F.36	6F-4	8-28
	CW21-5	30x30 36x36 48x48	5G.05 6F.37	5G-1 6F-4	8-29
 **	CW21-5aR (L)	30x30 36x36 48x48 60x60	6F.37	6F-4	8-30
	CW21-5bBR (L)	30x30 36x36 48x48	6F.37	6F-4	8-31
See sign detail for additional distances.					
 **	CW21-6	24x24 30x30 36x36 48x48	5G.05 6F.38	5G-1 6F-4	8-32
	CW21-6TD	30x30 36x36 48X48			8-33
See sign detail for additional distances.					
	CW21-7D	30x30 36x36 48x48	5G.05 6F.39	5G-1 6F-4	8-34
See sign detail for additional distances.					
	CW21-8T	36x36 48x48			8-35
	CW21-9T	30x30 36x36 48x48	6F.39A	6F-4	8-36







** A distance plaque may be placed under these signs.











CONSTRUCTION	SIGN (Nomenclature)	SIZES	TMUTCD (Section)	TMUTCD (Figure)	SHSD
	CW21-10aT	60x36	6F.39B		8-37
	CW21-10bT	48x48	6F.39B	6F-4 6H-35	8-37
	CW21-10cT	72x36	6F.39B		8-38
	CW21-10dT	48x36	6F.39B		8-38
	CW21-10T	48x48	6F.39B	6F-4 6H-35	8-39
	CW21-17T	30x30 36x36 48x48	6F.39C	6F-4	8-40
	CW21-18T	30x30 36x36 48x48	6F.39C	6F-4	8-41
	CW22-1D	30x30 36x36 48x48	6F.41	6F-4	8-42
See sign detail for additional distances.					
	CW22-2	42X36	6F.42	6F-4	8-43
	CW22-3	36x30 42x36	6F.43	6F-4	8-44
	CW23-1	48x24	6F.27	6F-4	8-45
	CW23-1T	48x48			8-45











✱ ✱ A distance plaque may be placed under these signs.











CONSTRUCTION	SIGN (Nomenclature)	SIZES	TMUTCD (Section)	TMUTCD (Figure)	SHSD
	CW23-2	30x30 36x36 48x48	6F.30	6F-4	8-46
	CW23-2T	48x48			8-47
	CW23-3T	48x48			8-48
	CW24-1R (L)	30x30 36x36 48x48	6F.49	6F-4	8-49
	CW24-1aR (L)	30x30 36x36 48x48	6F.49	6F-4	8-50
	CW24-1bR (L)	30x30 36x36 48x48	6F.49	6F-4	8-51
	CW24-1cP	24x18 30x24	6F.49	6F-4 6H-31 6H-36	8-52
	CW25-1T	48x48	6F.49A	6F-4	8-53
	CW26-1T	96x24	6F.28	6F-5	8-54
	CW27-1T	48x48	6F.36		8-54
	CW28-1T	36x36 48x48			8-55













CONSTRUCTION	SIGN (Nomenclature)	SIZES	TMUTCD (Section)	TMUTCD (Figure)	SHSD
	CW29-1T	36x36			8-56
	CW29-1TP	24x18			8-56
	CW29-2T	78x30			8-57
	G20-1T	48x18 60x24	6F.56	6F-4	8-57
	G20-1aT	72x36	6F.56	6F-4	8-58
	G20-1bTL (R)	72x24	6F.56	6F-4	8-58
	G20-2	36x18 48x24	6F.57	6F-4	8-59
	G20-2bT	36x18 48x24	6F.56A	6F-4	8-59
	G20-4	36x18	6C.13 6F.58	6F-4	8-60
	G20-5T	48x24 60x30	6F.56A	6F-4	8-60
	G20-5aP	24x18 36x24	6F.12	6F-3	8-61
	G20-5bPT	48x12			8-61
	G20-6T	48x30 60x42	6F.58A	6F-4	8-62
	G20-7T	96x48 192x96	6F.58B	6F-4	8-62










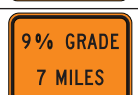

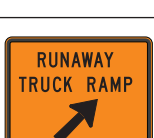
CONSTRUCTION	SIGN (Nomenclature)	SIZES	TMUTCD (Section)	TMUTCD (Figure)	SHSD
	G20-9TP	24x24 36x30	6F.56A	6F-4	8-63
	G20-10T	60x48			8-64
	E5-2	48x36	6F.28	6F-5	8-65
	E5-2a	48x36	6F.28	6F-5	8-65
	E5-3	48x36	6F.28	6F-5	8-65
	E5-4aTP	30x24 48x24			8-66
	E5-4T	48x42			8-66












CONSTRUCTION	SIGN (Nomenclature)	SIZES	TMUTCD (Section)	TMUTCD (Figure)	SHSD
<i>These Temporary Traffic Control signs have the same design as their corresponding Warning Sign, except background color is orange.</i>					
	CW1-1R (L)	30x30 36x36 48x48	6F.16	6F-4	2-1
	CW1-2R (L)	30x30 36x36 48x48	6F.16	6F-4	2-3
	CW1-3R (L)	30x30 36x36 48x48	6F.16	6F-4	2-4
	CW1-4R (L)	30x30 36x36 48x48	6F.16	6F-4	2-5
	CW1-5R (L)	36x36 48x48			2-6
	CW1-6R (L)	48x24 60x30	6F.16	6F-4	2-7
	CW1-7	48x24 60x30			2-8
	CW1-8R (L)	18x24 24x30 30x36 36x48	6F.16	6F-4	2-10
	CW2-1	36x36 48x48			2-23
	CW2-1aT	48x48			2-24










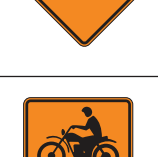
CONSTRUCTION	SIGN (Nomenclature)	SIZES	TMUTCD (Section)	TMUTCD (Figure)	SHSD
	CW2-2R (L)	36x36 48x48			2-25
	CW2-3R (L)	36x36 48x48			2-26
	CW2-4	36x36 48x48			2-27
	CW2-5	36x36 48x48			2-28
	CW2-6aT	36x36			2-30
	CW2-7L	36x36 48x48			2-31
	CW2-7R	36x36 48x48			2-32
	CW3-1	30x30 36x36 48x48	6F.16	6F-4	2-34
	CW3-2	30x30 36x36 48x48	6F.16	6F-4	2-35
	CW3-3	30x30 36x36 48x48	6F.16	6F-4	2-36
These Temporary Traffic Control signs have the same design as their corresponding Warning Sign, except background color is orange.					













CONSTRUCTION	SIGN (Nomenclature)	SIZES	TMUTCD (Section)	TMUTCD (Figure)	SHSD
	CW3-4	30x30 36x36 48x48	6F.16	6F-4	2-37
	CW3-5	30x30 36x36 48x48	6F.16	6F-4	2-38
	CW3-6	36x36 48x48 60x60			2-39
	CW3-7aT	36x36			2-41
	CW3-8	36x36 48x48			2-42
	CW4-1R (L)	36x36 48x48	6F.16	6F-4	2-43
	CW4-1aTR (L)	36x36 48x48	6F.24A	6F-4	2-44
	CW4-2R (L)	30x30 36x36 48x48	6F.24	6F-24	2-45
	CW4-3R (L)	30x30 36x36 48x48	6F.16	6F-4	2-46
	CW4-4P	36x18 48x24			2-47
These Temporary Traffic Control signs have the same design as their corresponding Warning Sign, except background color is orange.					













CONSTRUCTION	SIGN (Nomenclature)	SIZES	TMUTCD (Section)	TMUTCD (Figure)	SHSD
	CW4-4aPL (R)	36x18 48x24			2-47
	CW4-4bP	36x18 48x24			2-47
	CW4-5	36x36 48x48	6F.16		2-48
	CW4-5P	18x24 24x30	6F.16	6F-4	2-49
	CW4-6	30x30 36x36 48x48	6F.16	6F-4	2-50
	CW5-1	30x30 36x36 48x48	6F.16	6F-4	2-51
	CW5-2	30x30 36x36 48x48	6F.16	6F-4	2-52
	CW5-3	30x30 36x36 48x48	6F.16	6F-4	2-53
	CW6-1	30x30 36x36 48x48	6F.16	6F-4	2-55
	CW6-1aT	36x36 48x48			2-56
	CW6-1bT	36x36 48x48			2-56
	CW6-2	30x30 36x36 48x48	6F.16	6F-4	2-57
These Temporary Traffic Control signs have the same design as their corresponding Warning Sign, except background color is orange.					












CONSTRUCTION	SIGN (Nomenclature)	SIZES	TMUTCD (Section)	TMUTCD (Figure)	SHSD
	CW6-2aT	36x36 48x48			2-58
	CW6-2bT	36x36 48x48			2-58
	CW6-3	30x30 36x36 48x48	6F.32	6F-4	2-59
	CW7-1	30x30 36x36 48x48	6F.16	6F-4	2-61
	CW7-1a	36x36 48x48		6F-4	2-62
	CW7-2P	24x18			2-63
	CW7-2bP	24x18			2-63
	CW7-3P	24x18 30x24			2-64
	CW7-3aP	24x18 30x24 36x30	6F.53	6F-4	2-64
	CW7-3bP	24x18			2-64
	CW7-4	78x48			2-65
	CW7-4b	78x60			2-65
These Temporary Traffic Control signs have the same design as their corresponding Warning Sign, except background color is orange.					











CONSTRUCTION	SIGN (Nomenclature)	SIZES	TMUTCD (Section)	TMUTCD (Figure)	SHSD
	CW7-4c	78x60			2-66
	CW7-4dP	24x12			2-66
	CW7-4eP	24x12			2-66
	CW7-4fP	24x12			2-66
	CW8-1	30x30 36x36 48x48	6F.16	6F-4	2-70
	CW8-2	30x30 36x36 48x48	6F.16	6F-4	2-71
	CW8-3	30x30 36x36 48x48	6F.16	6F-4	2-72
	CW8-4	30x30 36x36 48x48	6F.44	6F-4	2-73
	CW8-5aT	36x36 48x48	6F.16	6F-4	2-74
	CW8-6	30x30 36x36 48x48	6F.36	6F-4	2-76
	CW8-7	30x30 36x36 48x48	6F.16	5G-1 6F-4	2-77
These Temporary Traffic Control signs have the same design as their corresponding Warning Sign, except background color is orange.					














CONSTRUCTION	SIGN (Nomenclature)	SIZES	TMUTCD (Section)	TMUTCD (Figure)	SHSD
	CW8-7aT	36x36			2-78
	CW8-8	30x30 36x36 48x48	6F.16	5G-1 6F-4	2-79
	CW8-9	30x30 36x36 48x48	6F.44	6F-4	2-80
	CW8-9aT	36x36 48x48			2-81
	CW8-11	30x30 36x36 48x48	6F.45	6F-4	2-83
	CW8-12	30x30 36x36 48x48	6F.47	6F-4	2-84
	CW8-13aT	36x36 48x48			2-85
	CW8-14	30x30 36x36 48x48	6F.16	6F-4	2-86
	CW8-15	30x30 36x36 48x48	6F.16	6F-4	2-87
	CW8-15P	24x18 30x24	6F.54	6F-4	2-88
These Temporary Traffic Control signs have the same design as their corresponding Warning Sign, except background color is orange.					













CONSTRUCTION	SIGN (Nomenclature)	SIZES	TMUTCD (Section)	TMUTCD (Figure)	SHSD
	CW8-16	24x24 30x30 36x36 48x48			2-89
	CW8-17	30x30 36x36 48x48	6F.44	6F-4	2-90
	CW8-17P	24x18 30x24	6F.44	6F-4	2-91
	CW8-18	24x24 30x30 36x36 48x48	6F.16	5G-1 6F-4	2-92
	CW8-18aT	36x36 48x48			2-93
	CW8-23	30x30 36x36 48x48	6F.16	6F-4	2-99
	CW8-25	30x30 36x36 48x48	6F.16	6F-4	2-100
	CW9-1R (L)	30x30 36x36 48x48	6F.16	6F-4	2-101
	CW9-2TL (R)	30x30 36x36 48x48 60x60	6F.16	6F-4	2-102
	CW10-1aP	24x12			2-104
	CW10-2R (L)	36x36 48x48			2-105
	CW10-3R (L)	36x36 48x48			2-106
These Temporary Traffic Control signs have the same design as their corresponding Warning Sign, except background color is orange.					

















CONSTRUCTION	SIGN (Nomenclature)	SIZES	TMUTCD (Section)	TMUTCD (Figure)	SHSD
	CW10-4R (L)	36x36 48x48			2-107
	CW10-4A	36x18 60x24			2-108
	CW10-5	36x36 48x48			2-110
	CW10-6	36x36			2-112
	CW10-10T	24x18			2-116
	CW10-11	36x36 48x48			2-117
	CW10-11a	30x36			2-118
	CW10-11b	30x36			2-118
	CW10-12	36x36 48x48			2-119
	CW10-13P	30x24			2-120
	CW10-14P	30x24			2-120
	CW10-14aP	30x24			2-121
These Temporary Traffic Control signs have the same design as their corresponding Warning Sign, except background color is orange.					












CONSTRUCTION	SIGN (Nomenclature)	SIZES	TMUTCD (Section)	TMUTCD (Figure)	SHSD
	CW10-15P	30x24			2-121
	CW11-1	36x36 48x48			2-122
	CW11-2	36x36 48x48			2-123
	CW11-8R (L)	36x36 48x48			2-130
	CW11-9	36x36 48x48			2-131
	CW11-10L (R)	30x30 36x36 48x48	6F.36	6F-4	2-132
	CW11-12T	36x36			2-134
	CW11-12P	36x30			2-135
	CW12-1	30x30 36x36 48x48	6F.16	6F-4	2-149
	CW12-2	30x30 36x36 48x48	6F.16	6F-4	2-150
	CW12-2TP	24x18			2-151
These Temporary Traffic Control signs have the same design as their corresponding Warning Sign, except background color is orange.					

CONSTRUCTION	SIGN (Nomenclature)	SIZES	TMUTCD (Section)	TMUTCD (Figure)	SHSD
	CW12-2a	66x12 96x18 84x24			2-151
	CW12-3TP	18x24			2-152
	CW12-4T	VARx36			2-153
	CW12-5T	36x36			2-154
	CW13-1P	18x18 24x24 30x30	6F.52	5G-1	2-155
	CW13-2	24x30 36x48 48x60			2-156
	CW13-3	24x30 36x48 48x60			2-157
	CW13-4P	36x36	6F.25	6F-4	2-158
	CW13-5T	24x30 36x48 48x60			2-159
	CW14-1	30x30 36x36			2-163
These Temporary Traffic Control signs have the same design as their corresponding Warning Sign, except background color is orange.					












CONSTRUCTION	SIGN (Nomenclature)	SIZES	TMUTCD (Section)	TMUTCD (Figure)	SHSD
	CW14-1T	30x30 36x36			2-164
	CW14-2	36x36			2-166
	CW14-3	40x40x30 48x48x36 64x64x48	6F.16	6F-4	2-168
	CW16-2P	24x18 30x24	6F.37A	6F-4	2-171
	CW16-2aP	24x12 30x12	6F.16	6F-4	2-172
	CW16-3P	30x24			2-173
	CW16-3aTP	36x12	6F.37A	6F-4	2-174
	CW16-4P	24x18		6F-4	2-175
	CW16-5PL (R)	24x18 30x24	2C.56	2C-12	2-176
	CW16-6PL (R)	24x18 30x24	2C.56	2C-12	2-176
	CW16-7PL (R)	21x15 24x12 30x18			2-177
	CW16-8P	VARx8			2-178
	CW16-13P	24x18 30x24			2-182
These Temporary Traffic Control signs have the same design as their corresponding Warning Sign, except background color is orange.					



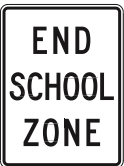








CONSTRUCTION	SIGN (Nomenclature)	SIZES	TMUTCD (Section)	TMUTCD (Figure)	SHSD
<i>These Temporary Traffic Control signs have the same design as their corresponding Warning Sign, except background color is orange.</i>					
	CW17-3T	30x30 36x36 48x48			2-186
	CW17-11T	36x36 48x48			2-193
	CW17-12T	36x36			2-194
	CW17-14T	36x36			2-195
	CW17-15T	36x36			2-196
	CW19-1	144x48		2C.24	2-198
	CW19-3	48x48	2C.24		2-198
	CW19-5	90x48	2C.24		2-199
<i>These Guide signs are typically for Temporary Traffic Control use.</i>					
	M4-8	12x6 24x12 30x15	6F.59	6F-5 9B-4	8-66
	M4-8a	24x18	6F.59	6F-5	8-67
	M4-8b	24x12 30x15	6F.59	6F-5	8-67
	M4-9R (L)	30x24 48x36 60x48	6F.59	6F-5	8-68





CONSTRUCTION	SIGN (Nomenclature)	SIZES	TMUTCD (Section)	TMUTCD (Figure)	SHSD
These Guide signs are typically for Temporary Traffic Control use.					
	M4-9S	30x24 48x36 60x48	6F.59	6F-5	8-69
	M4-9aL (R)	30X24	6F.59	6F-5	8-70
	M4-9bL (R)	30X24	6F.59	6F-5	8-71
	M4-9cL (R)	30X24	6F.59	6F-5	8-72
	M4-9TR (L)	30x30 48x48 60x60			8-73
	M4-10L (R)	48x18	6F.59	6F-5	8-74
	M4-11TP	60x12 72x12	6F.59	6F-5	8-75
	M4-12T	VAR x12			8-75
	D70	36x14			8-76
	D70a	18x18			8-76
	D70S	42x14 ↓	↓	↓	8-76 ↓
	D70R				
	D70G				
	D70B				
	D70M				
These Regulatory signs are typically for Temporary Traffic Control use.					
	R1-2	42x42x42	6F.06	6F-3	8-77

CONSTRUCTION	SIGN (Nomenclature)	SIZES	TMUTCD (Section)	TMUTCD (Figure)	SHSD
	R1-7	24x30	6E.05	6E-1 6F-3	8-77
	R1-7aT	24x30			8-78
	R1-8	24x30	6E.05	6F-3	8-79
	R1-8aT	24x30			8-80
	R20-1TP	24x18	2B.68A	2B-32	1-271
See Section 1 - Regulatory Signs					
	R20-3T	48x42	6F.12A	6F-3	8-81
	R20-4TP	48x24	2B.59A	2B.29TA	1-272
See Section 1 - Regulatory Signs					
	R20-5T	24x30 36x36	6B.12	6B.3	8-82
	R20-5aTP	24x12 36x18			8-82
<i>These Temporary Traffic Control signs have the same design as their corresponding Warning, Small Guide and Construction Signs except background color is fluorescent pink</i>					
	IM1-1	36x36 48x48	6I-.01	6I-1	8-83
	IM2-1	36x36 48x48	6I-.01	6I-1	8-84




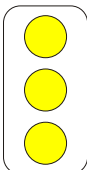
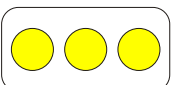




(This page left intentionally blank)








SCHOOL	SIGN (Nomenclature)	SIZES	TMUTCD (Section)	TMUTCD (Figure)	SHSD
	S1-1	30x30 36x36 48x48	7B.08	7B-1	9-1
	S3-1	30x30 36x36 48x48	7B.13	7B-1	9-2
	S3-1T	30x30 36x36 48x48			9-3
	S3-2	30x30 36x36 48x48	7B.14	7B-1	9-4
	S4-1P	24x10 36x18 48x24	7B.15	7B-1	9-5
	S4-2P	24x10 36x18 48x24	7B.15	7B-1	9-5
	S4-3P	24x8 36x12 48x16	7B.15	7B-1	9-6
	S4-4P	24x10 36x18 48x24	7B.15	7B-1	9-6
	S4-5	30x30 36x36 48x48	7B.16	7B-1	9-7
	S4-5a	30x30 36x36 48x48	7B.16	7B-1	9-8
	S4-6P	24x10 36x18 48x24	7B.15	7B-1	9-9


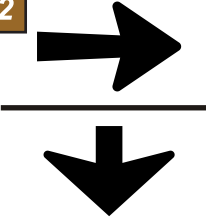

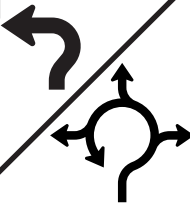































SCHOOL	SIGN (Nomenclature)	SIZES	TMUTCD (Section)	TMUTCD (Figure)	SHSD
	S4-7P	24x12 30x18	7B.15	7B-1	9-9
	S5-1	24x48 36x72 48x96	7B.15	7B-1	9-10
	S5-2	24x30 36x48	7B.09	7B-1	9-11
	S5-2aTP	24x10 30x12 36x18	7B.15	7B-1	9-12
	S5-3	24x30 36x48	7B.15	7B-1	9-13
	S6-1T (Overhead)	84x36 96x48	7B.15	7B-1	9-14
	S7-1T	24x18 36x18 48x36	7B.10	7B-1	9-15
	SW16-2P	24x18 30x24	7B.08	7B-1	9-16
	SW16-2aP	24x12 30x12	7B.08	7B-1	9-16
	SW16-5PL (R)	24x18 30x24	7B.08	7B-1	9-17
	SW16-6PL (R)	24x18 30x24	7B.08	7B-1	9-17



































SCHOOL	SIGN (Nomenclature)	SIZES	TMUTCD (Section)	TMUTCD (Figure)	SHSD
	SW16-7PL (R)	21x15 24x12 30x18	7B.08	7B-1	9-18
	SW16-9P	24x12 30x18 36x24	7B.08	7B-1	9-18
	R1-6	See Section 1 - Regulatory sign			1-8
This Regulatory sign is typically for School use.					
	R1-6b	12x36	7B.11	7B-6	9-19
















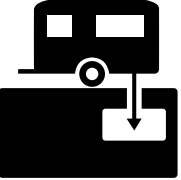












(This page left intentionally blank)

Object Markers and Vertical Panels	SIGN (Nomenclature)	SIZES	TMUTCD (Section)	TMUTCD (Figure)	SHSD
	OM1-1	18x18			10-1
	OM1-2	18x18			10-1
	OM1-3	18x18			10-1
	OM2-1V	6x12			10-2
	OM2-1H	12x6			10-2
	OM2-2V	6x12			10-2
	OM2-2H	12x6			10-2
	OM-3R (L)	12x36			10-3
	OM-3C	12x36			10-3

Object Markers and Vertical Panels	SIGN (Nomenclature)	SIZES	TMUTCD (Section)	TMUTCD (Figure)	SHSD
	OM4-1	18x18			10-4
	OM4-2	18x18			10-4
	OM4-3	18x18			10-4
	Vertical Panels	12x24			10-5
		12x36			10-5
		8x24			10-6
		18x24			10-6

SYMBOLS AND ARROWS				
1 	2 	3 	4 	5 
6 	7 	8 	9 	10 
11 	12 	13 	14 	15 
16 	17 	18 	19 	20 
21 	22 	23 	24 	25 
26 	27 	28 	29 	30 
31 	32 	33 	34 	35 





SYMBOLS AND ARROWS				
36 	37 	38 	39 	40 
41 	42 	43 	44 	45 
46 	47 	48 	49 	50 
51 	52 	53 	54 	55 
56 	57 	58 	59 	60 
61 	62 	63 	64 	65 
66 	67 	68 	69 	70 

SYMBOLS AND ARROWS				
71 	72 	73 	74 	75 
76 	77 	78 	79 	80 
81 	82 		83 	84 
85 	86 	87 	88 	89 
90 	91 	92 	93 	94 
95 	96 	97 	98 	






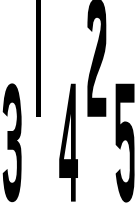




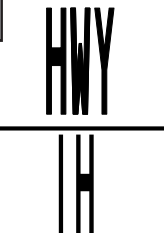


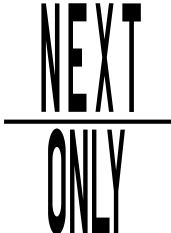
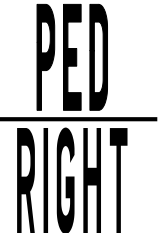





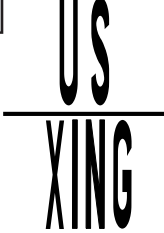











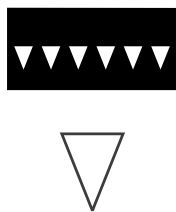


RECREATIONAL AND CULTURAL INTEREST AREA SYMBOLS				
99 	100 	101 	102 	103
104 	105 	106 	107 	108
109 	110 	111 	112 	113
114 	115 	116 	117 	118







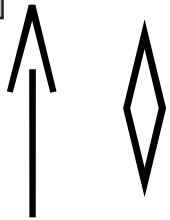






RECREATIONAL AND CULTURAL INTEREST AREA SYMBOLS									
119		120		121		122		123	
									
124		125		126		127		128	
									
129		130		131		132		133	
									
134		135		136		137		138	
									

RECREATIONAL AND CULTURAL INTEREST AREA SYMBOLS				
139  	140  	141  	142  	143  
144  	145  	146  	147  	148  
149  	150  	151  	152  	153  
154  	155  	156  	157  	158  





RECREATIONAL AND CULTURAL INTEREST AREA SYMBOLS			
159	 	160	 
		Page #	

(This page left intentionally blank)

PAVEMENT MARKINGS				
1 	2 	3 	4 	5 
6 	7 	8 	9 10 	11 
12 	13 	14 	15 	16 
17 	18 	19 20 	21 	22 
23 	24 	25 	26 	27 
28 	29 	30 	31 	32 
33 	34 	35 	36 	37 

PAVEMENT MARKINGS					
38		39		40	
41		42			
43		44		45	
46					
47					

Page #

APPENDIX	
DESCRIPTION	SECTION
	13-1
	13-2 thru 13-10
	13-11
	13-12
	13-13 thru 13-20
	13-21

(This page left intentionally blank)